



**Shri. Dadasaheb Gawai Charitable Trust Amravati's**

**Dr. Babasaheb Ambedkar Mahavidyalaya**

**Uttam Nagar, Amravati**

**Affiliated with Sant Gadge Baba Amravati University, Amravati (MS)**

**Website – [www.drbamvamt.ac.in](http://www.drbamvamt.ac.in)**

1.4.1

Feedback Analysis Report

2019-20 To 2023-24



SHRI. DADASAHEB GAWAI CHARITABLE TRUST, AMRAVATI.

Regd. No. E-275(Amravati.)

## DR. BABASAHEB AMBEDKAR MAHAVIDYALAYA

Buddhist Religion Minority Status Awarded by Govt. of Maharashtra

Uttamnagar, Amravati. Pin – 444 606, ☎94217421109.

Affiliated to Sant Gadge Baba Amravati University, Amravati.

(Covered u/s 2(f) and 12(B) of UGC Act 1956)

Re-Accredited B+ by NAAC with a CGPA of 2.70

I.S.O. 9001:2015

E-mail : drbamv.amt72@gmail.com

Website – www.drbamvamt.ac.in

Founder

President

Hon. Dr. Kamaltai R. Gawai

Mrs. Kirti Rajesh Arjun


Principal :-Dr. Kamlakar Payas

Ref. No :-----


Date : 23/07/2024

### SELF DECLARATION

This is to certify that the Information, Reports, True copies of the supporting documents, numerical and web links furnished in this file are verified by the Coordinator of IQAC and the Head of the Institution and found it correct.

  
Co-ordinator  
I.Q.A.C.  
Dr. Babasaheb Ambedkar  
Mahavidyalaya, Amravati

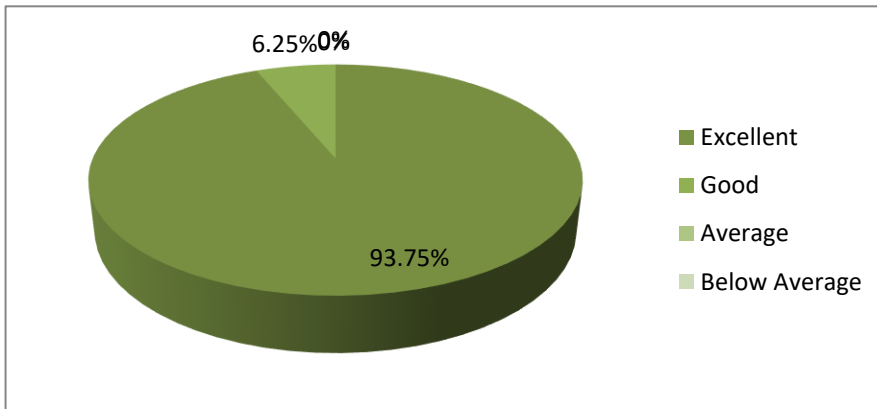


  
Principal  
Dr. Babasaheb Ambedkar  
Mahavidyalaya, Amravati

**SHRI DADASAHEB GAWAI CHARITABLE TRUST, AMRAVATI.  
 DR. BABASAHEB AMBEDKAR MAHAVIDYALAYA, AMRAVATI  
 UTTAM NAGAR AMRAVATI.PIN:444606  
 TEACHERS FEEDBACK ANALYSIS CURRICULAM  
 ACADEMIC YEAR : 2019-2020**

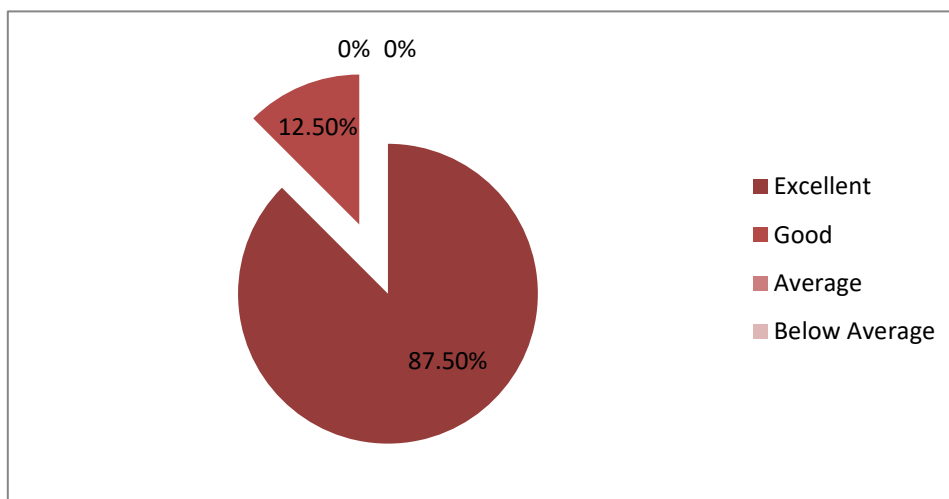
1) Applicability/relevance to real life situation & local developmental needs

Excellent	Good	Average	Below Average
93.75%	6.25%	0%	0%
15	1	0	0



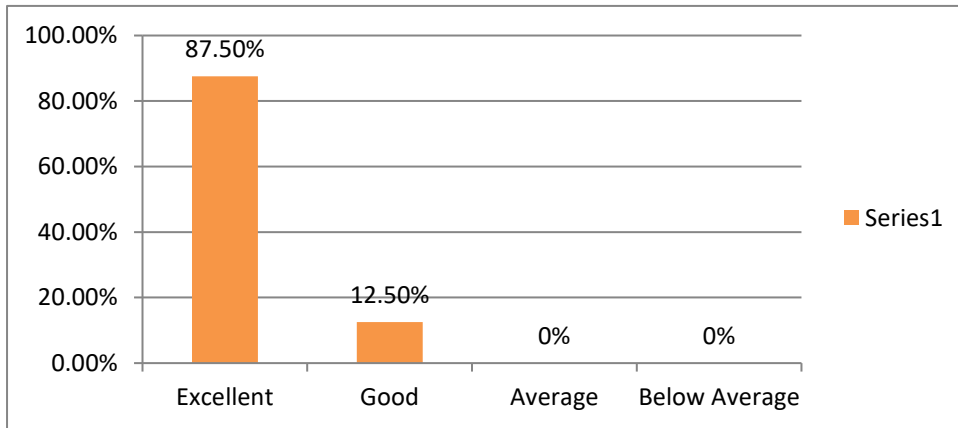
2) Weightage given to Employability.

Excellent	Good	Average	Below Average
87.50%	12.50%	0%	0%
14	2	0	0



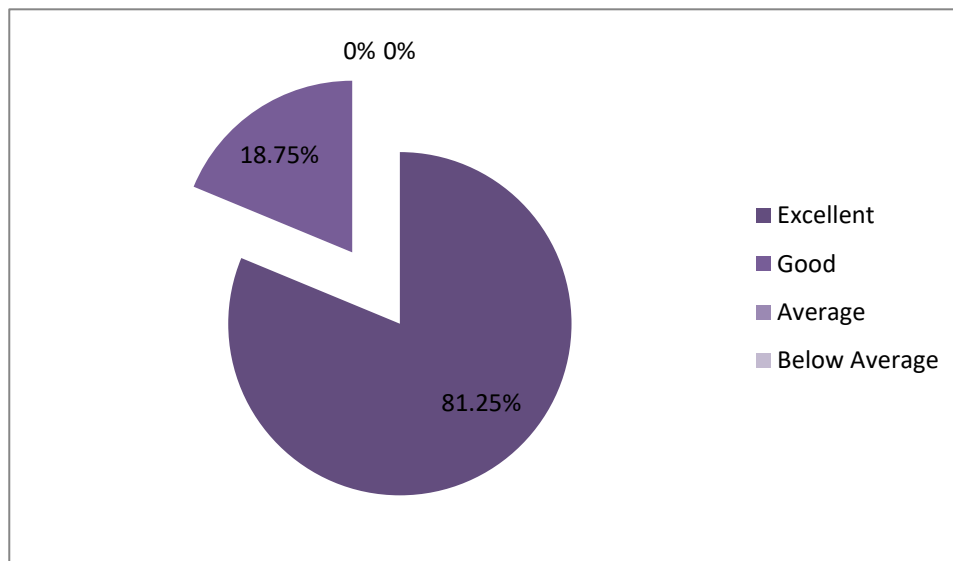
### 3) Weightage given to Entrepreneurship

Excellent	Good	Average	Below Average
87.50%	12.50%	0%	0%
14	2	0	0



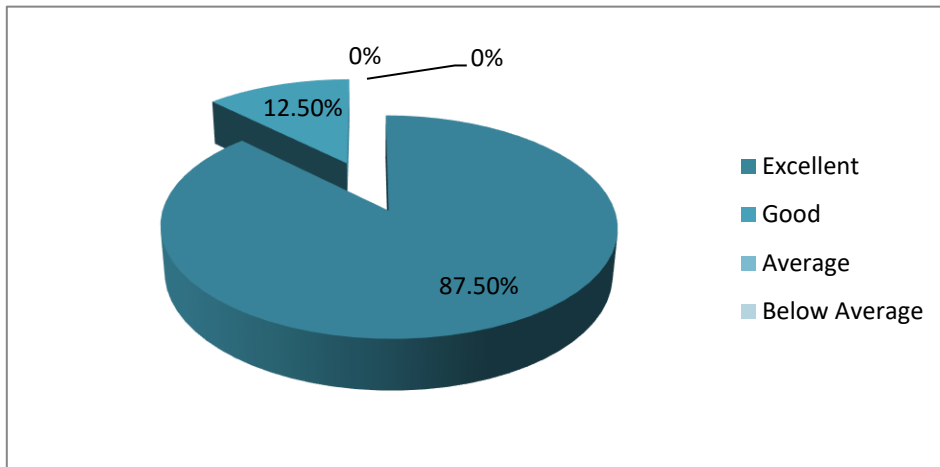
### 4) Weightage given to Skill Development

Excellent	Good	Average	Below Average
81.25%	18.75%	0%	0%
13	3	0	0



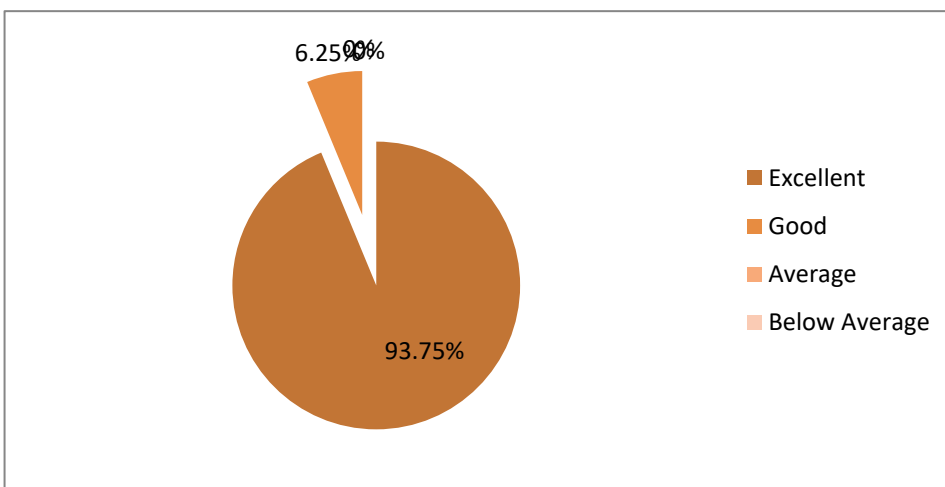
5) Weightage given to Project

Excellent	Good	Average	Below Average
87.50%	12.50%	0%	0%
14	2	0	0



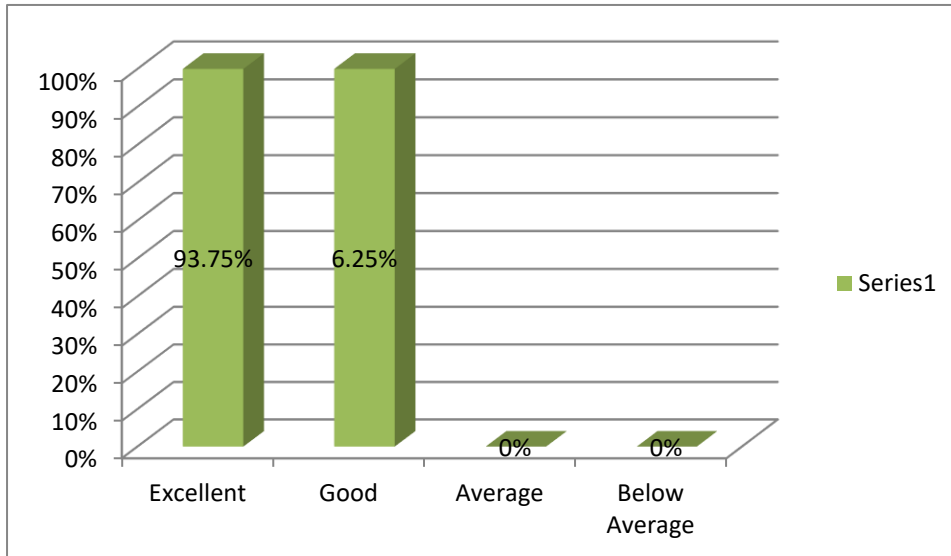
6) Weightage given to practical and field work component.

Excellent	Good	Average	Below Average
93.75%	6.25%	0%	0%
15	1	0	0



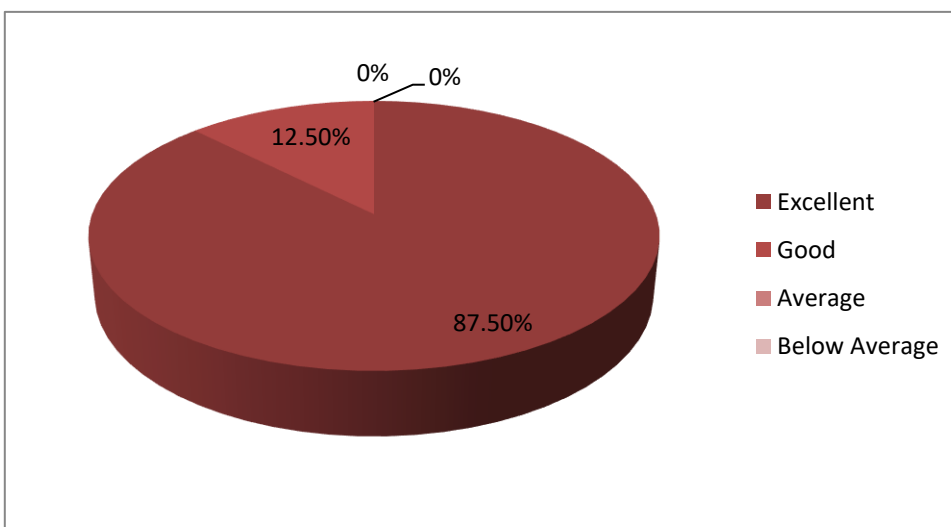
7) Depth of the course content

Excellent	Good	Average	Below Average
<b>93.75%</b>	<b>6.25%</b>	<b>0%</b>	<b>0%</b>
<b>15</b>	<b>1</b>	<b>0</b>	<b>0</b>



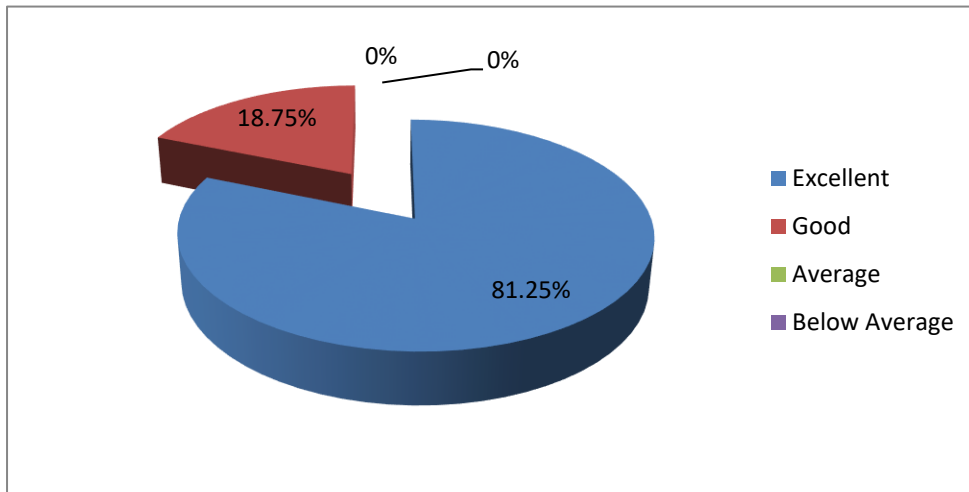
8) Inclusion /incorporation of latest advancements in the subject

Excellent	Good	Average	Below Average
<b>87.50%</b>	<b>12.50%</b>	<b>0%</b>	<b>0%</b>
<b>14</b>	<b>2</b>	<b>0</b>	<b>0</b>



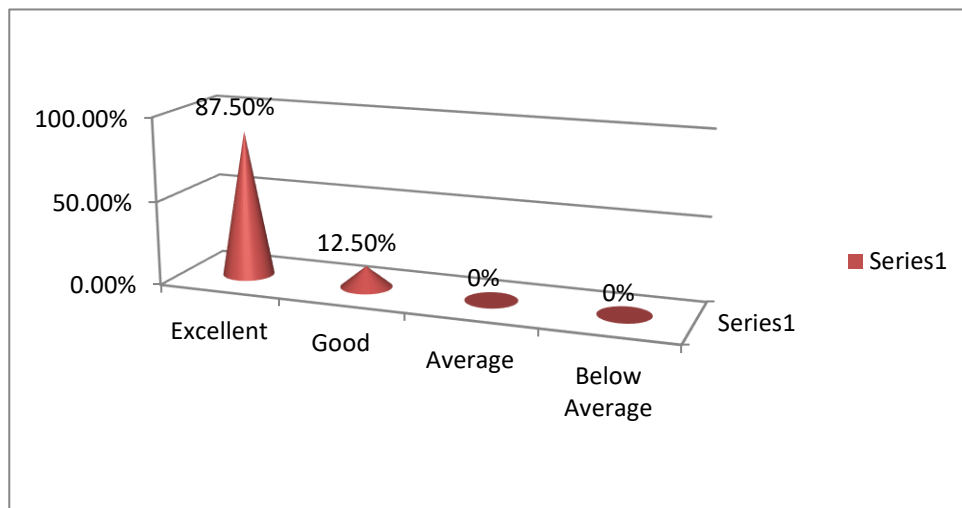
9) Difficulty level of course content

Excellent	Good	Average	Below Average
81.25%	18.75%	0%	0%
13	3	0	0



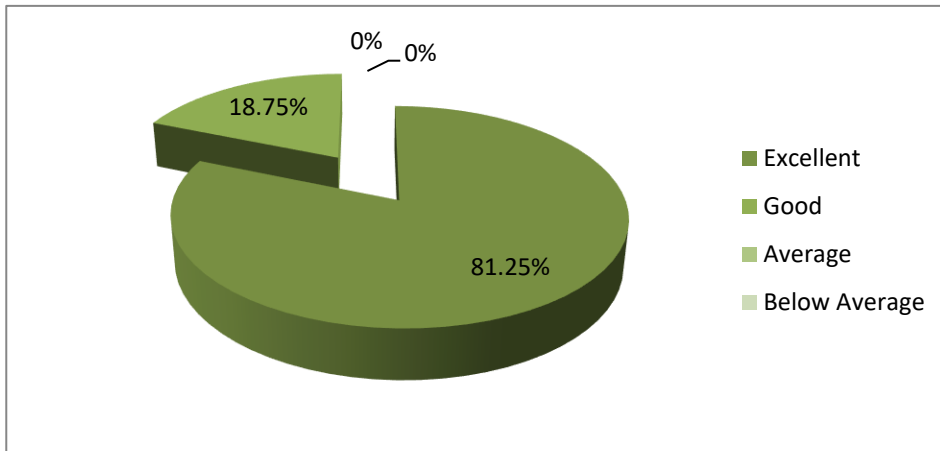
10) Optimization of course content

Excellent	Good	Average	Below Average
87.50%	12.50%	0%	0%
14	2	0%	0%



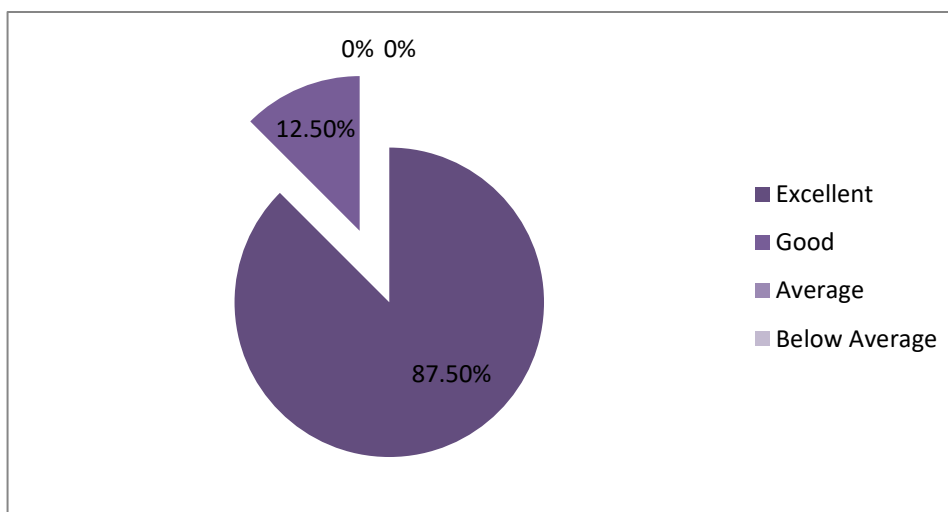
11) Mechanism used for development/revision of curriculum by BOS(e.g. Feedback from educationalist industry expert)

Excellent	Good	Average	Below Average
81.25%	18.75%	0%	0%
13	3	0	0



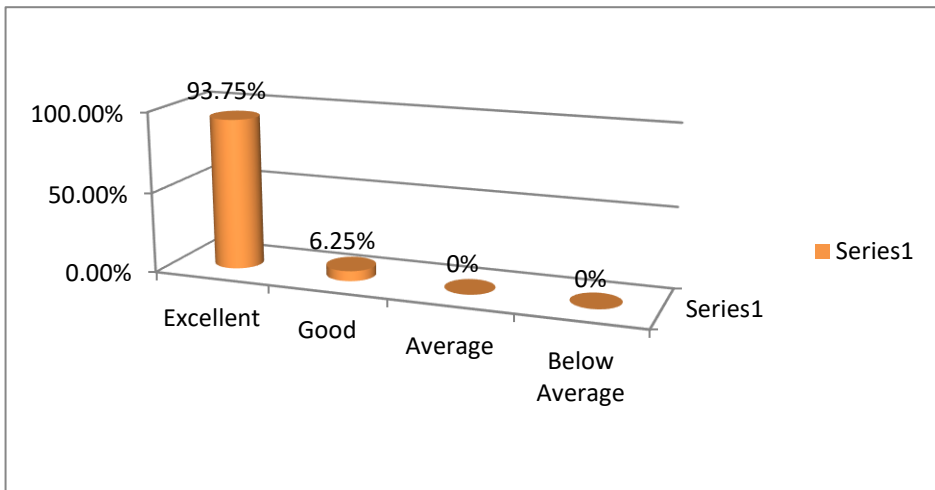
12) Relevance of learning objective of the syllabus

Excellent	Good	Average	Below Average
87.50%	12.50%	0%	0%
14	2	0	0



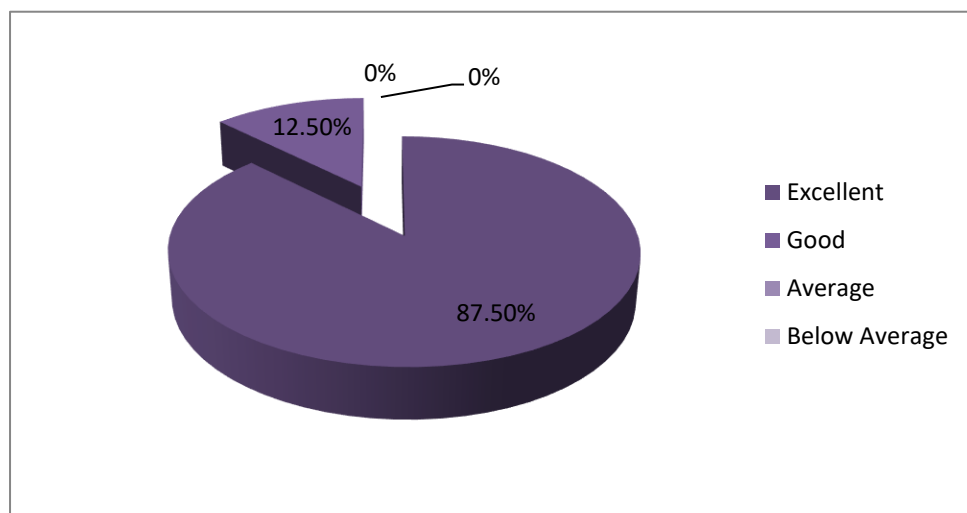
13) Relevance of course outcome

Excellent	Good	Average	Below Average
<b>93.75%</b>	<b>6.25%</b>	<b>0%</b>	<b>0%</b>
<b>15</b>	<b>1</b>	<b>0</b>	<b>0</b>



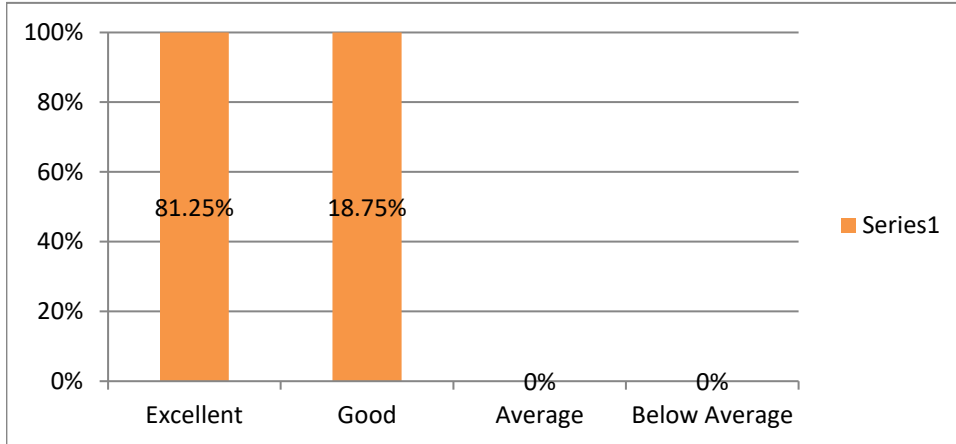
14) Weightage given learning values (in terms of knowledge concepts, manual skills, analytical abilities and broadening, perspectives)

Excellent	Good	Average	Below Average
<b>87.50%</b>	<b>12.50%</b>	<b>0%</b>	<b>0%</b>
<b>14</b>	<b>2</b>	<b>0</b>	<b>0</b>



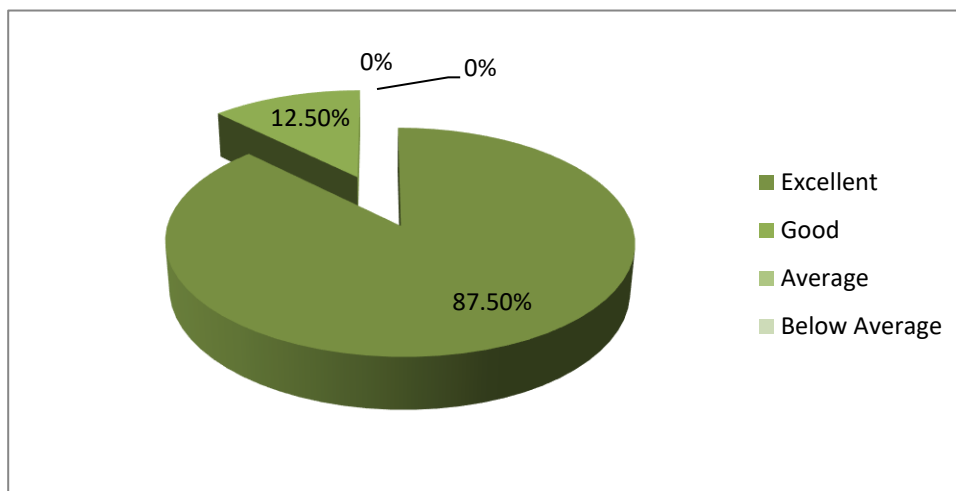
15) Quality, clarity, and relevance of textual reading/reference material/study material

<b>Excellent</b>	<b>Good</b>	<b>Average</b>	<b>Below Average</b>
<b>81.25%</b>	<b>18.75%</b>	<b>0%</b>	<b>0%</b>
<b>13</b>	<b>3</b>	<b>0</b>	<b>0</b>



16) Overall rating

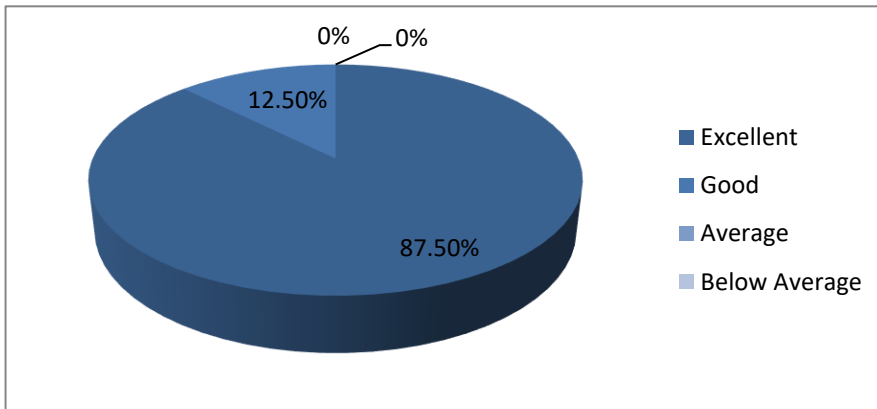
<b>Excellent</b>	<b>Good</b>	<b>Average</b>	<b>Below Average</b>
<b>87.50%</b>	<b>12.50%</b>	<b>0%</b>	<b>0%</b>
<b>14</b>	<b>2</b>	<b>0</b>	<b>0</b>



**SHRI DADASAHEB GAWAI CHARITABLE TRUST, AMRAVATI.  
 DR. BABASAHEB AMBEDKAR MAHAVIDYALAYA, AMRAVATI  
 UTTAM NAGAR AMRAVATI.PIN:444606  
 TEACHERS FEEDBACK ANALYSIS CURRICULAM  
 ACADEMIC YEAR : 2020-2021**

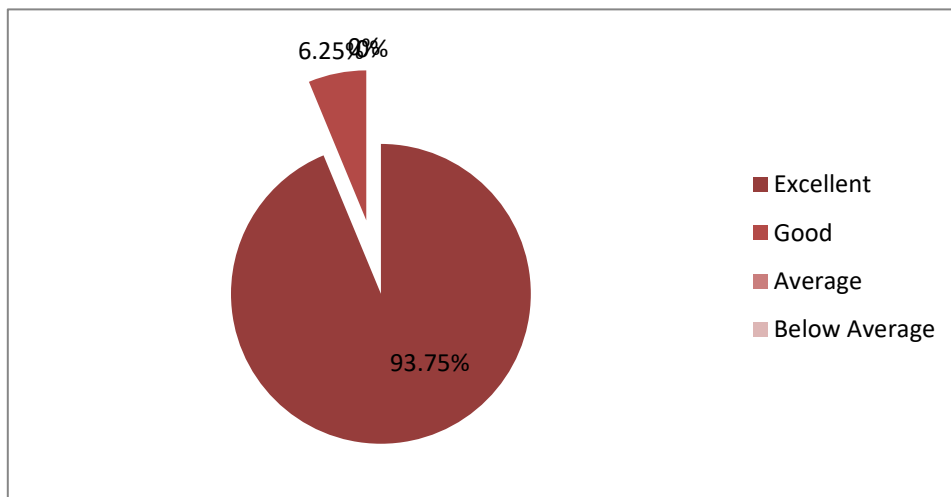
1) Applicability/relevance to real life situation & local developmental needs

Excellent	Good	Average	Below Average
<b>87.50%</b>	<b>12.50%</b>	<b>0%</b>	<b>0%</b>
<b>14</b>	<b>2</b>	<b>0</b>	<b>0</b>



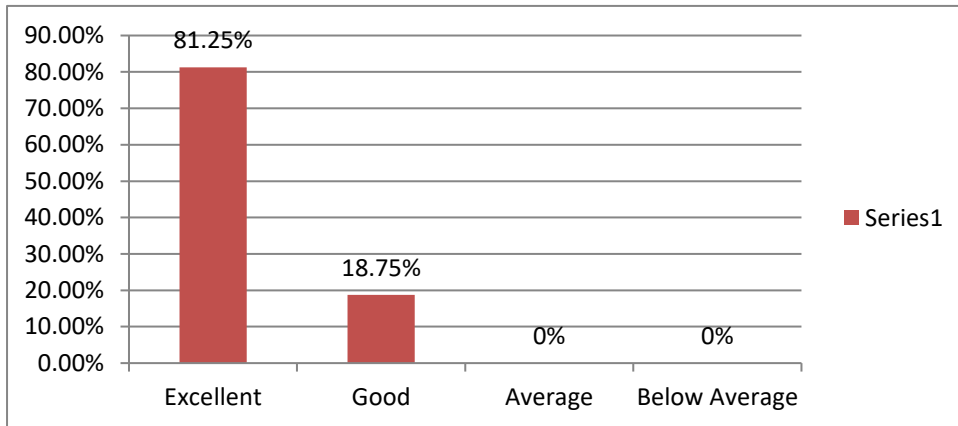
2) Weightage given to Employability.

Excellent	Good	Average	Below Average
<b>93.75%</b>	<b>6.25%</b>	<b>0%</b>	<b>0%</b>
<b>15</b>	<b>1</b>	<b>0</b>	<b>0</b>



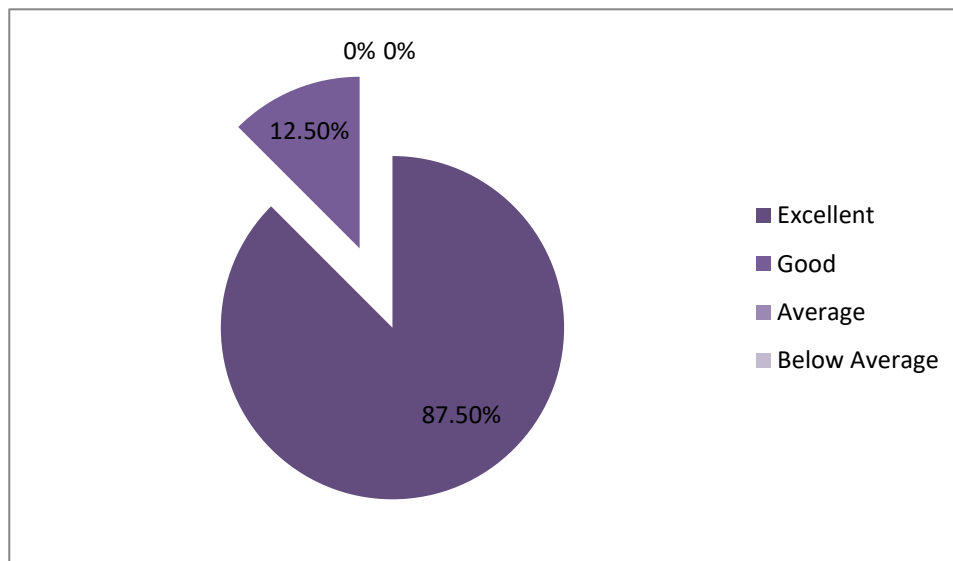
### 3) Weightage given to Entrepreneurship

Excellent	Good	Average	Below Average
81.25%	18.75%	0%	0%
13	3	0	0



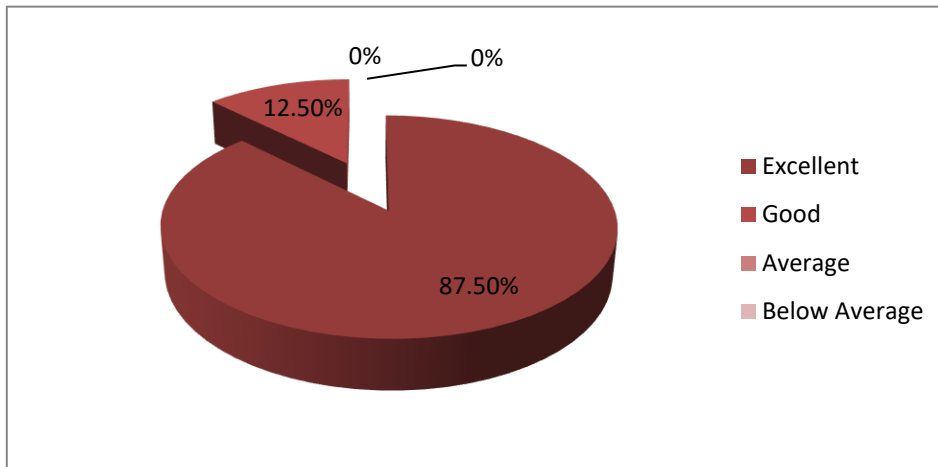
### 4) Weightage given to Skill Development

Excellent	Good	Average	Below Average
87.50%	12.50%	0%	0%
14	2	0	0



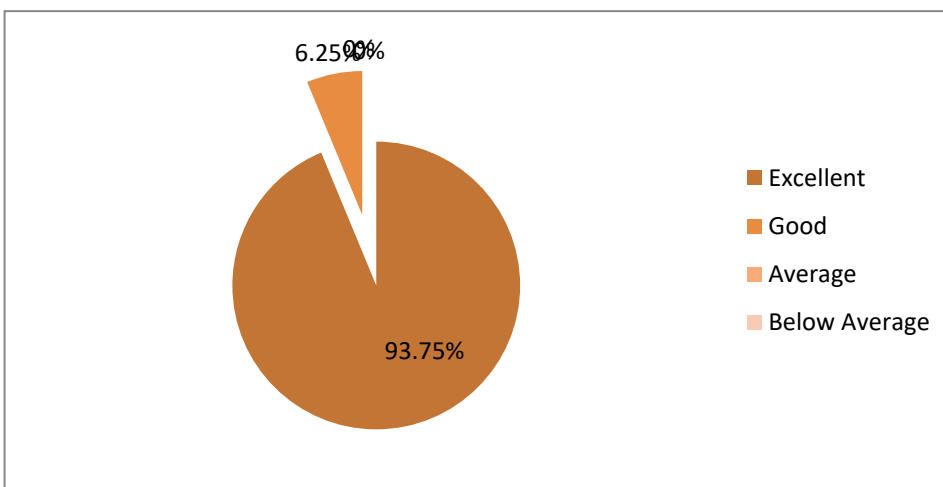
5) Weightage given to Project

Excellent	Good	Average	Below Average
87.50%	12.50%	0%	0%
14	2	0	0



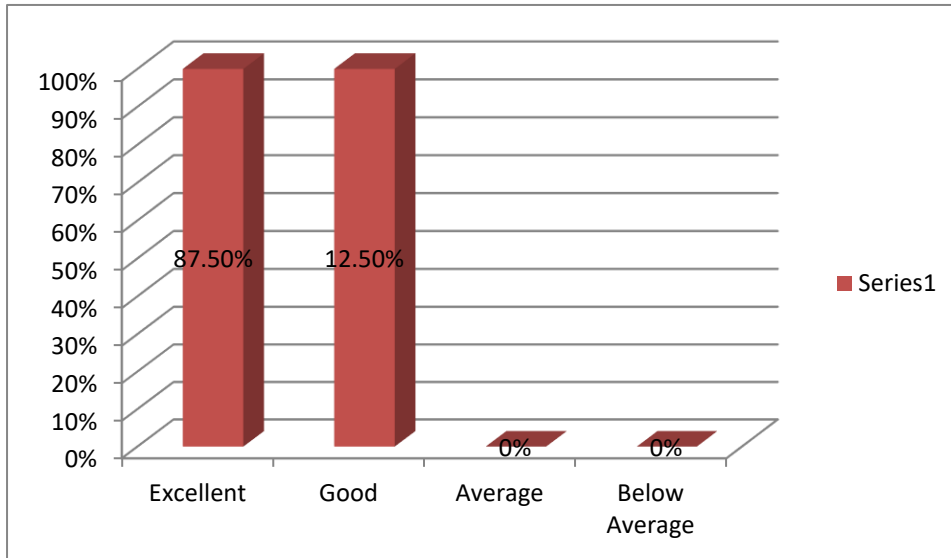
6) Weightage given to practical and field work component.

Excellent	Good	Average	Below Average
93.75%	6.25%	0%	0%
15	1	0	0



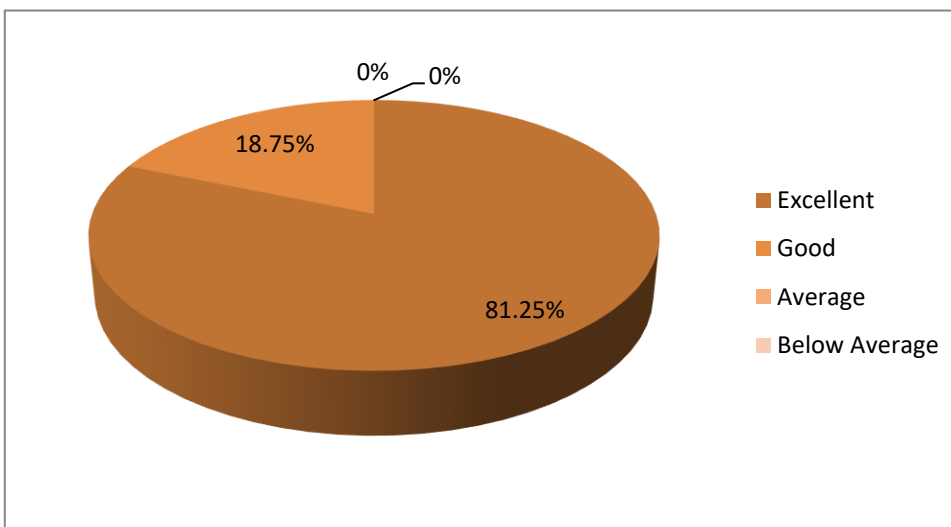
7) Depth of the course content

Excellent	Good	Average	Below Average
87.50%	12.50%	0%	0%
14	2	0	0



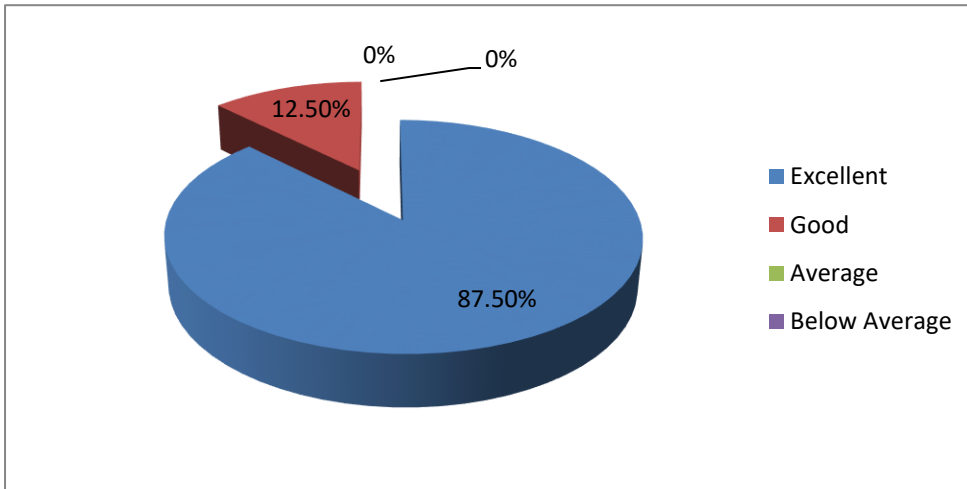
8) Inclusion /incorporation of latest advancements in the subject

Excellent	Good	Average	Below Average
81.25%	18.75%	0%	0%
13	3	0	0



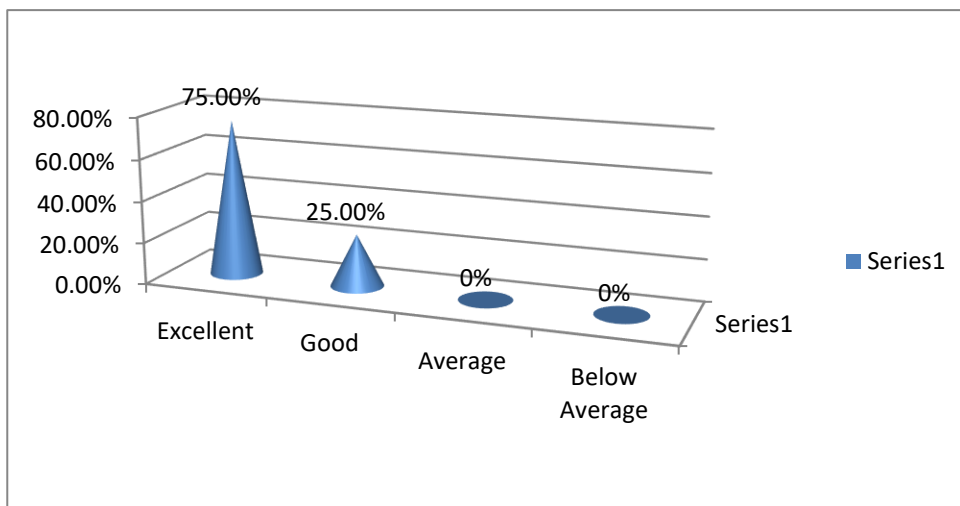
9) Difficulty level of course content

Excellent	Good	Average	Below Average
87.50%	12.50%	0%	0%
14	2	0	0



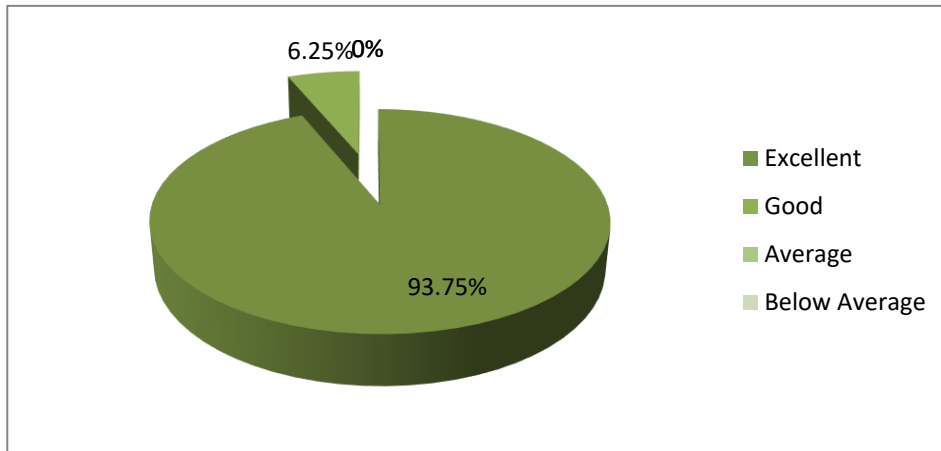
10) Optimization of course content

Excellent	Good	Average	Below Average
75.00%	25.00%	0%	0%
12	4	0%	0%



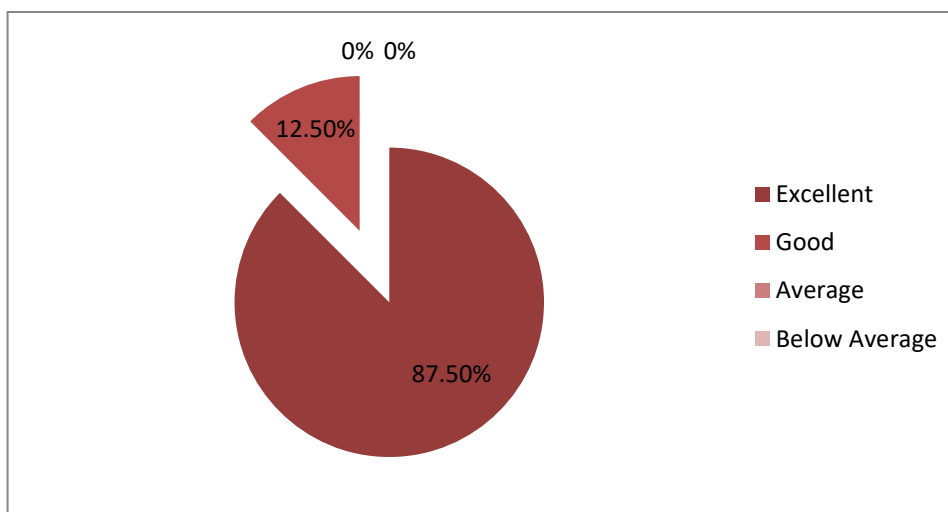
11) Mechanism used for development/revision of curriculum by BOS(e.g. Feedback from educational industry expert)

Excellent	Good	Average	Below Average
93.75%	6.25%	0%	0%
15	1	0	0



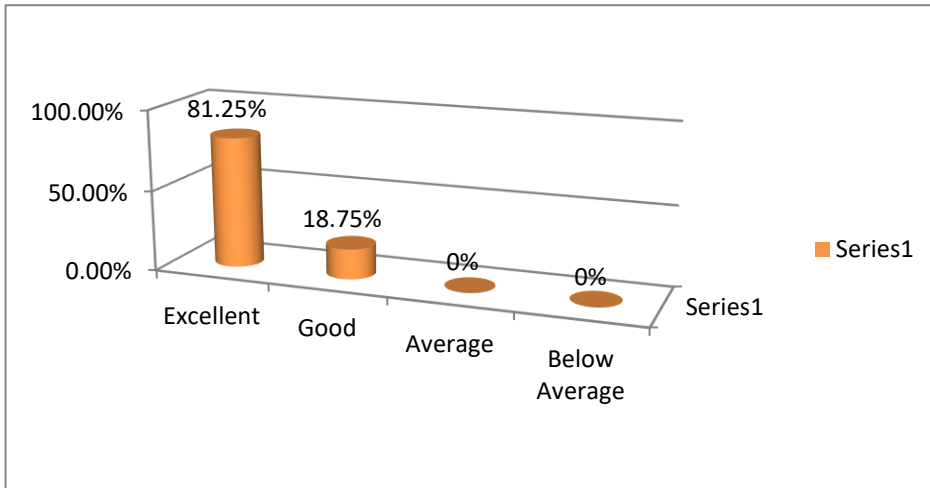
12) Relevance of learning objective of the syllabus

Excellent	Good	Average	Below Average
87.50%	12.50%	0%	0%
14	2	0	0



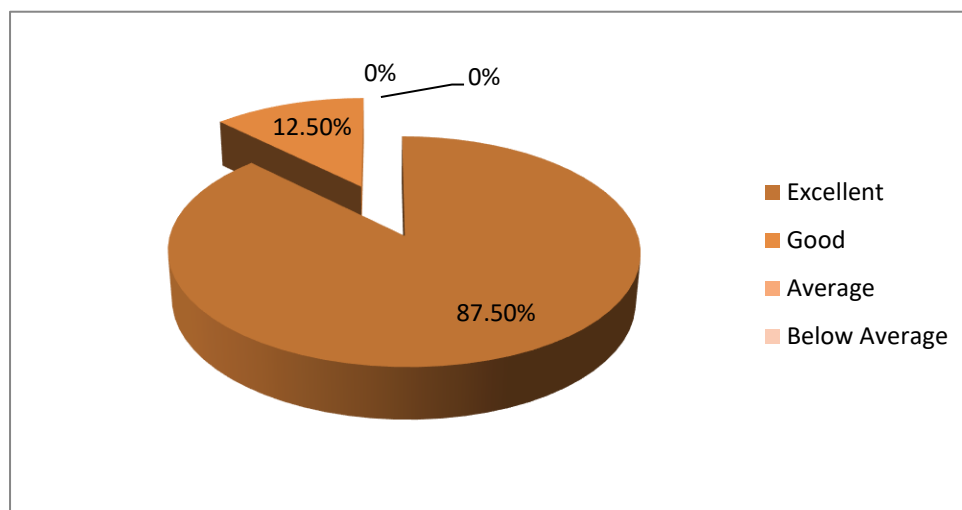
13) Relevance of course outcome

Excellent	Good	Average	Below Average
81.25%	18.75%	0%	0%
13	3	0	0



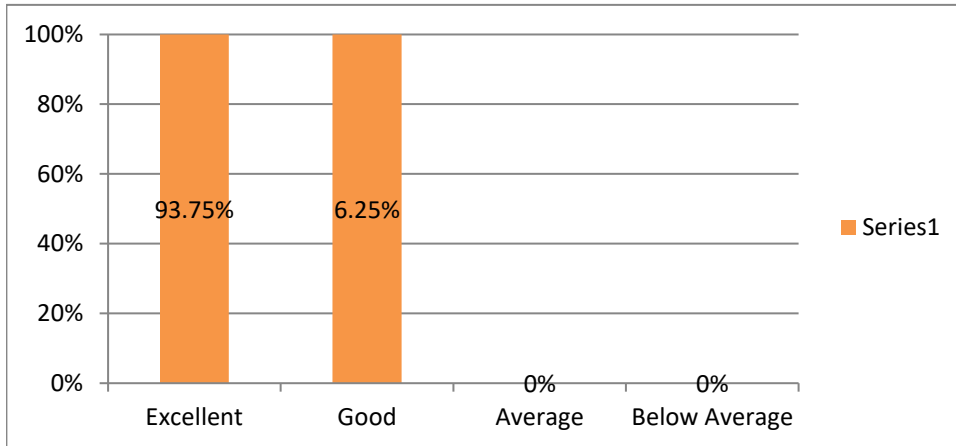
14) Weightage given learning values (in terms of knowledge concepts, manual skills, analytical and broadening, perspectives)

Excellent	Good	Average	Below Average
87.50%	12.50%	0%	0%
14	2	0	0



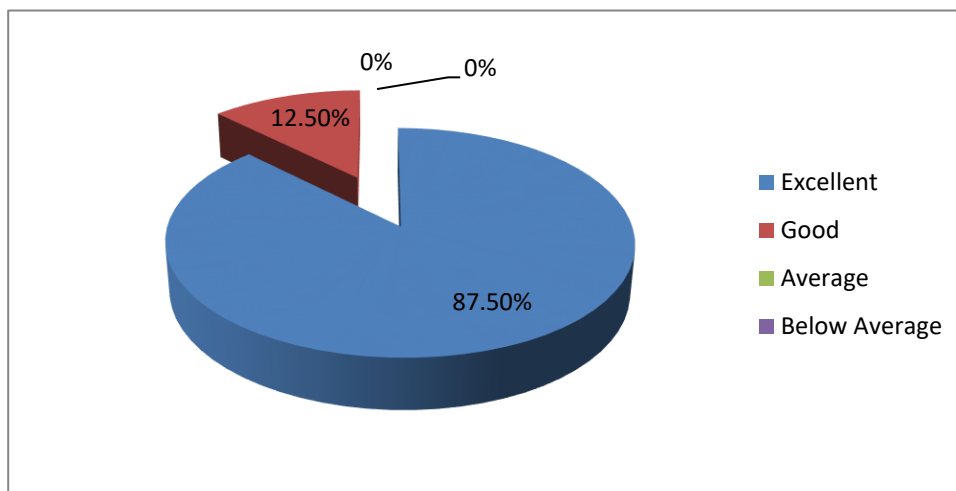
15) Quality, clarity, and relevance of textual reading/reference material/study material

Excellent	Good	Average	Below Average
93.75%	6.25%	0%	0%
15	1	0	0



16) Overall rating

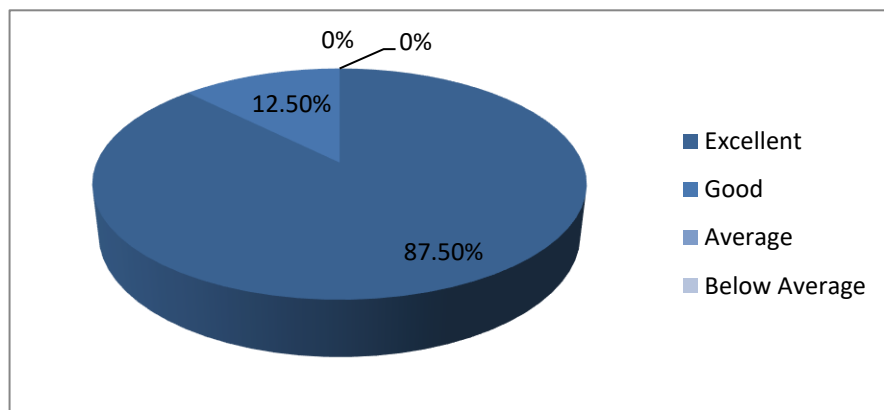
Excellent	Good	Average	Below Average
87.50%	12.50%	0%	0%
14	2	0	0



**SHRI DADASAHEB GAWAI CHARITABLE TRUST, AMRAVATI.  
 DR. BABASAHEB AMBEDKAR MAHAVIDYALAYA, AMRAVATI  
 UTTAM NAGAR AMRAVATI.PIN:444606  
 TEACHERS FEEDBACK ANALYSIS CURRICULAM  
 ACADEMIC YEAR : 2021-2022**

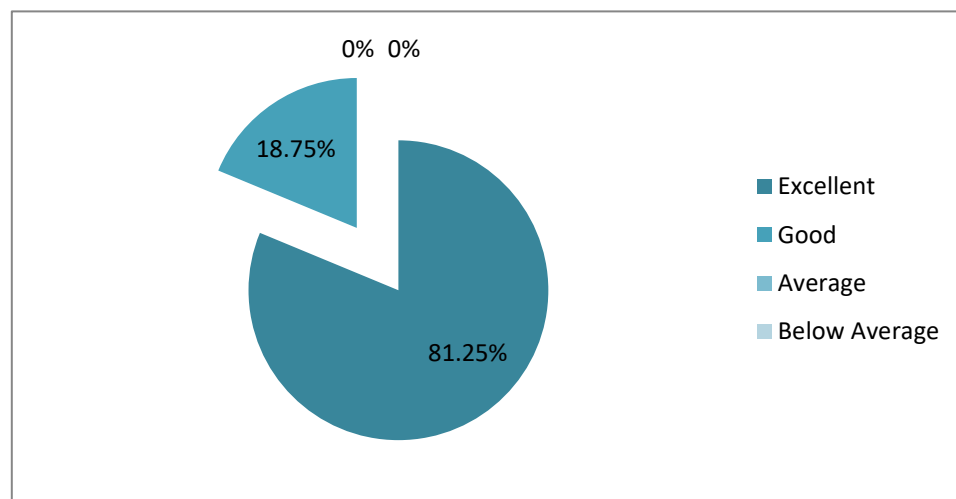
1) Applicability/relevance to real life situation & local developmental needs

<b>Excellent</b>	<b>Good</b>	<b>Average</b>	<b>Below Average</b>
<b>87.50%</b>	<b>12.50%</b>	<b>0%</b>	<b>0%</b>
<b>14</b>	<b>2</b>	<b>0</b>	<b>0</b>



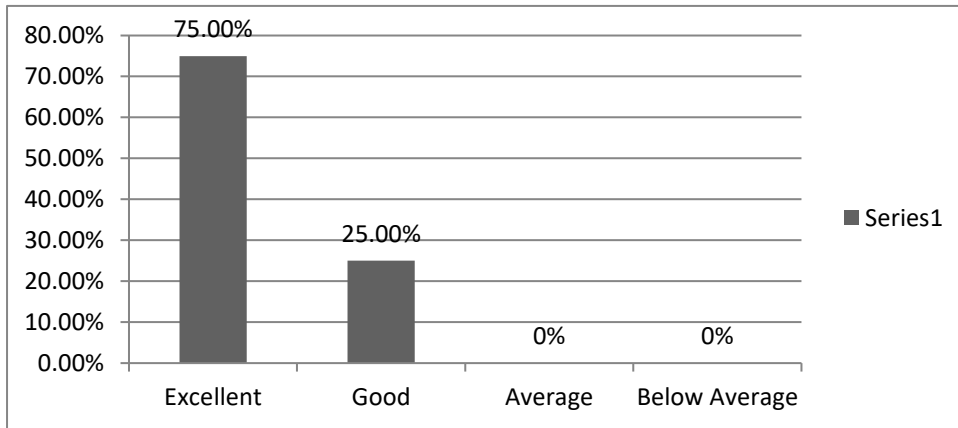
2) Weightage given to Employability.

<b>Excellent</b>	<b>Good</b>	<b>Average</b>	<b>Below Average</b>
<b>81.25%</b>	<b>18.75%</b>	<b>0%</b>	<b>0%</b>
<b>13</b>	<b>3</b>	<b>0</b>	<b>0</b>



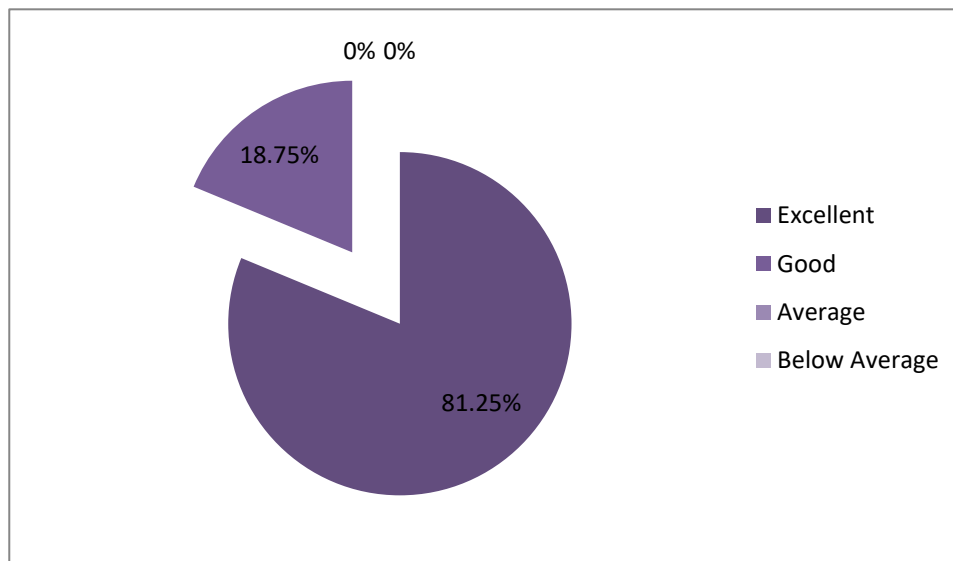
### 3) Weightage given to Entrepreneurship

<b>Excellent</b>	<b>Good</b>	<b>Average</b>	<b>Below Average</b>
<b>75.00%</b>	<b>25.00%</b>	<b>0%</b>	<b>0%</b>
<b>12</b>	<b>4</b>	<b>0</b>	<b>0</b>



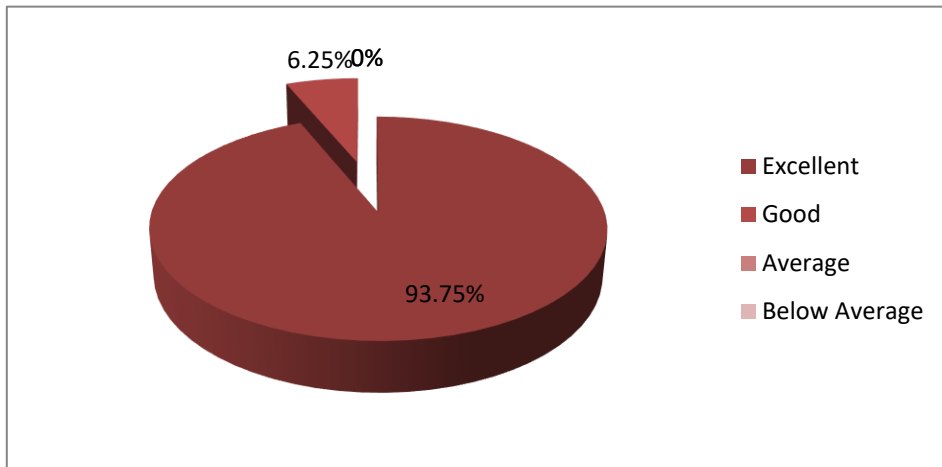
### 4) Weightage given to Skill Development

<b>Excellent</b>	<b>Good</b>	<b>Average</b>	<b>Below Average</b>
<b>81.25%</b>	<b>18.75%</b>	<b>0%</b>	<b>0%</b>
<b>13</b>	<b>3</b>	<b>0</b>	<b>0</b>



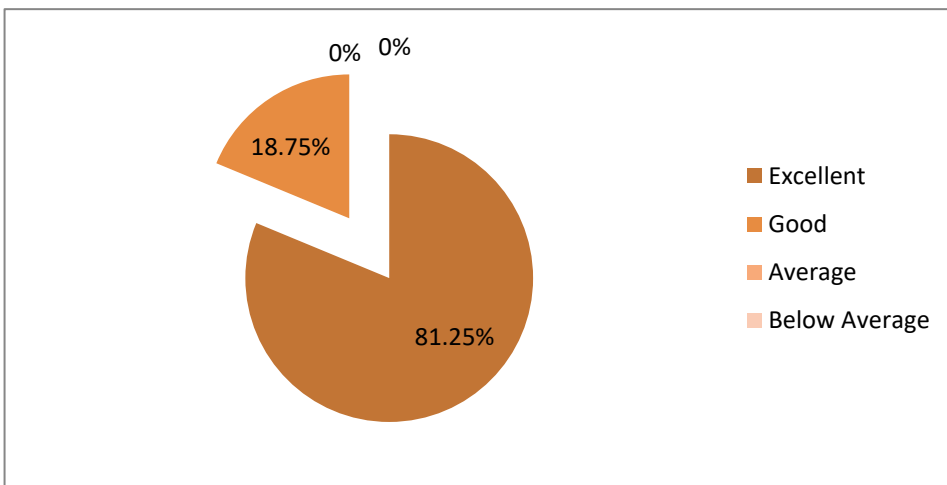
5) Weightage given to Project

Excellent	Good	Average	Below Average
93.75%	6.25%	0%	0%
15	1	0	0



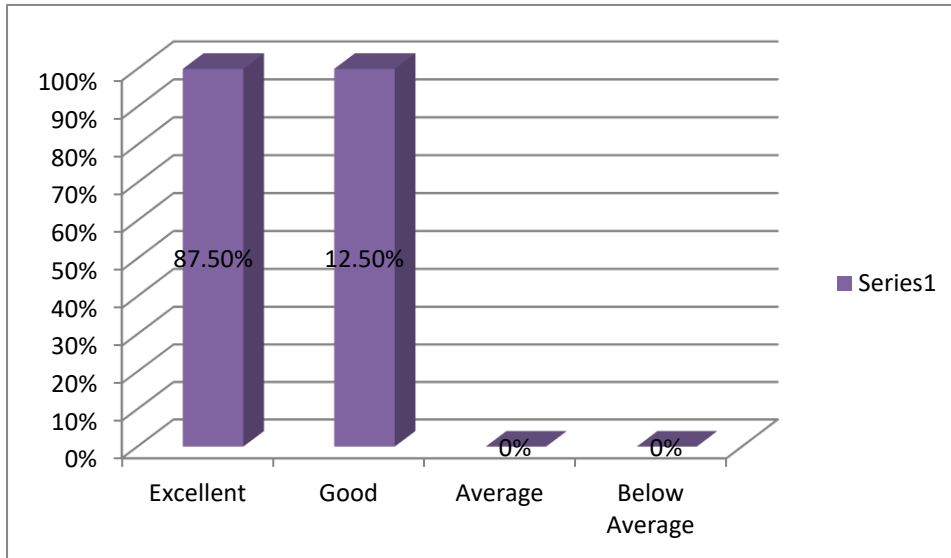
6) Weightage given to practical and field work component.

Excellent	Good	Average	Below Average
81.25%	18.75%	0%	0%
13	3	0	0



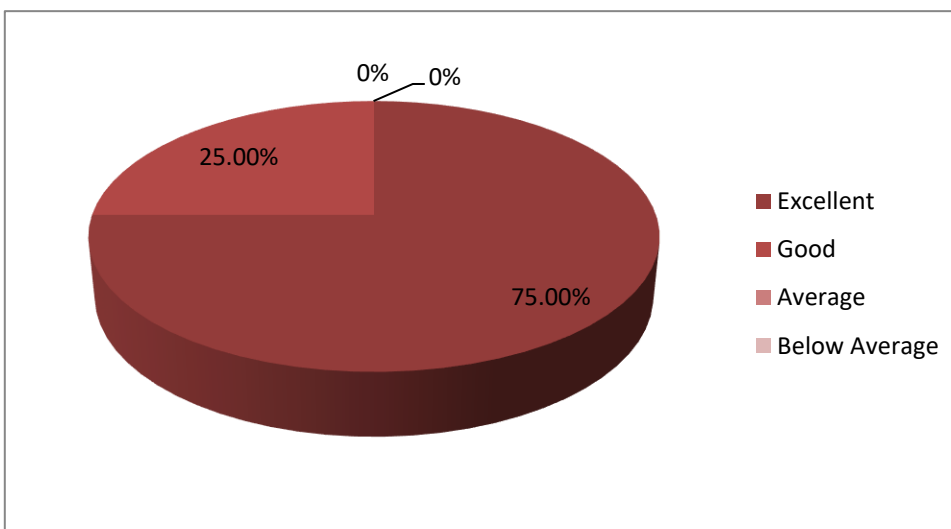
7) Depth of the course content

Excellent	Good	Average	Below Average
87.50%	12.50%	0%	0%
14	2	0	0



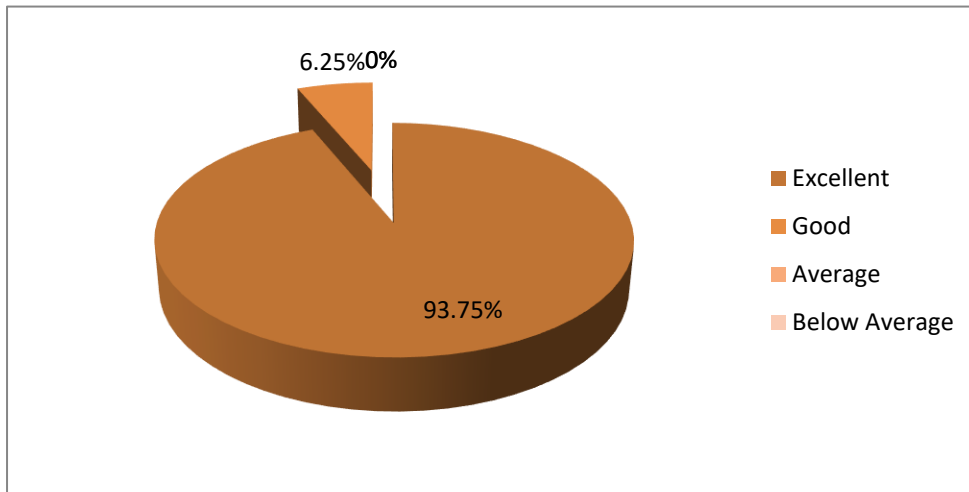
8) Inclusion /incorporation of latest advancements in the subject

Excellent	Good	Average	Below Average
75.00%	25.00%	0%	0%
12	4	0	0



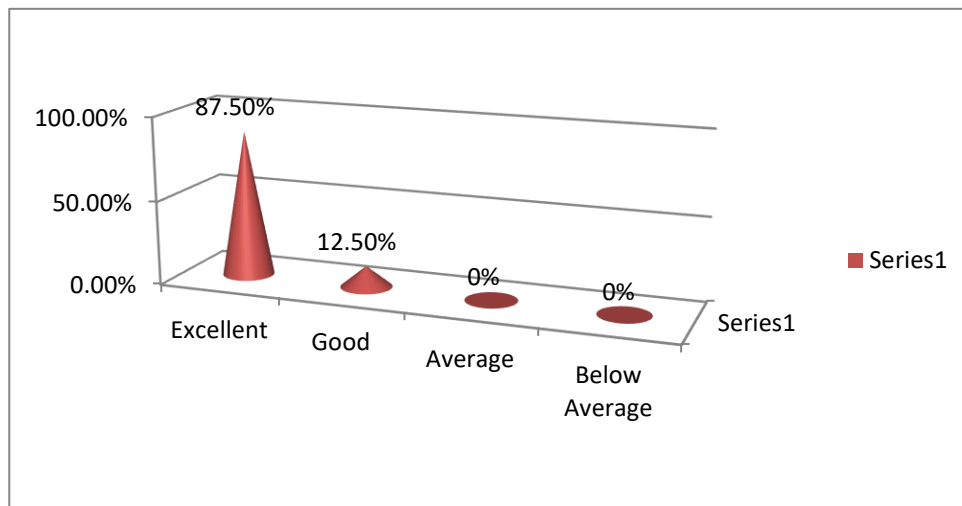
9) Difficulty level of course content

Excellent	Good	Average	Below Average
93.75%	6.25%	0%	0%
15	1	0	0



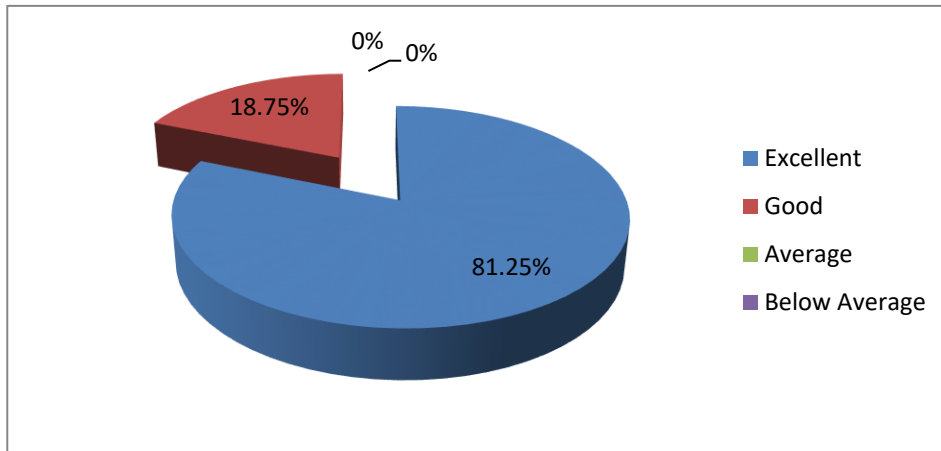
10) Optimization of course content

Excellent	Good	Average	Below Average
87.50%	12.50%	0%	0%
14	2	0%	0%



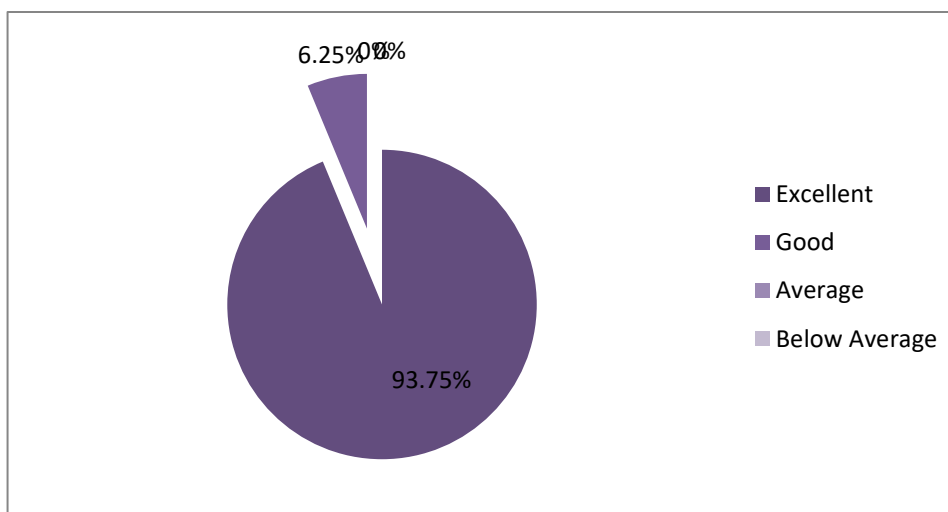
11) Mechanism used for development/revision of curriculum by BOS(e.g. Feedback from education industry expert)

Excellent	Good	Average	Below Average
81.25%	18.75%	0%	0%
13	3	0	0



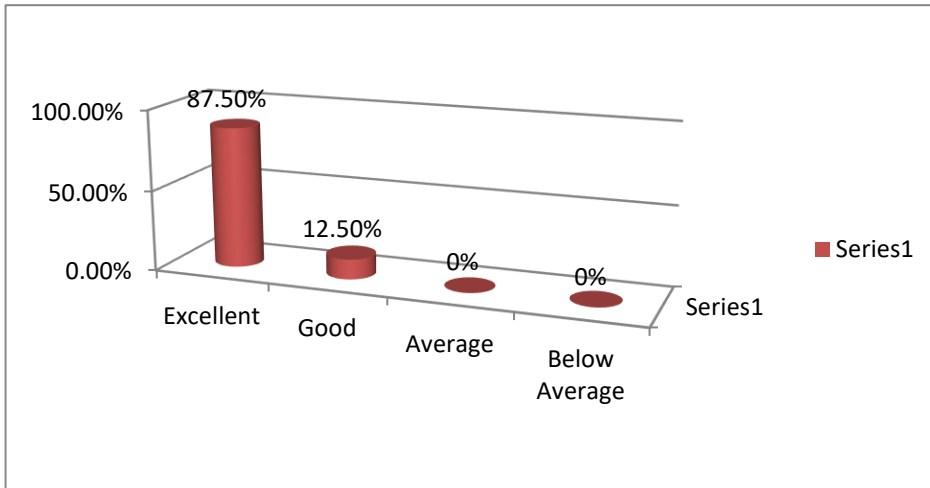
12) Relevance of learning objective of the syllabus

Excellent	Good	Average	Below Average
93.75%	6.25%	0%	0%
15	1	0	0



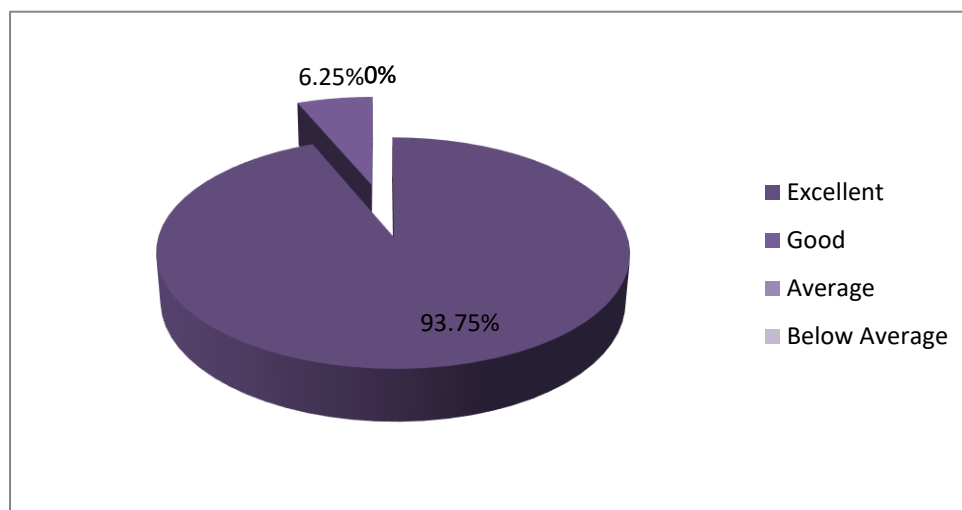
13) Relevance of course outcome

Excellent	Good	Average	Below Average
87.50%	12.50%	0%	0%
14	2	0	0



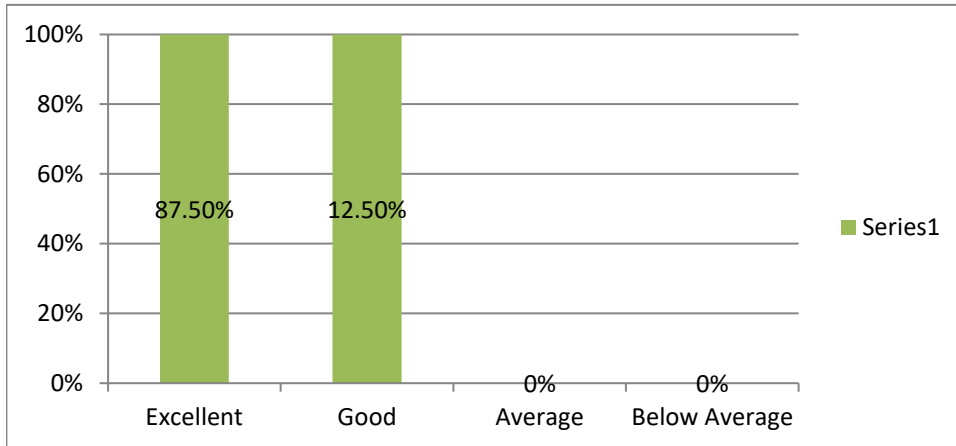
14) Weightage given learning values (in terms of knowledge concepts, manual skills, analytical and broadening, perspectives)

Excellent	Good	Average	Below Average
93.75%	6.25%	0%	0%
15	1	0	0



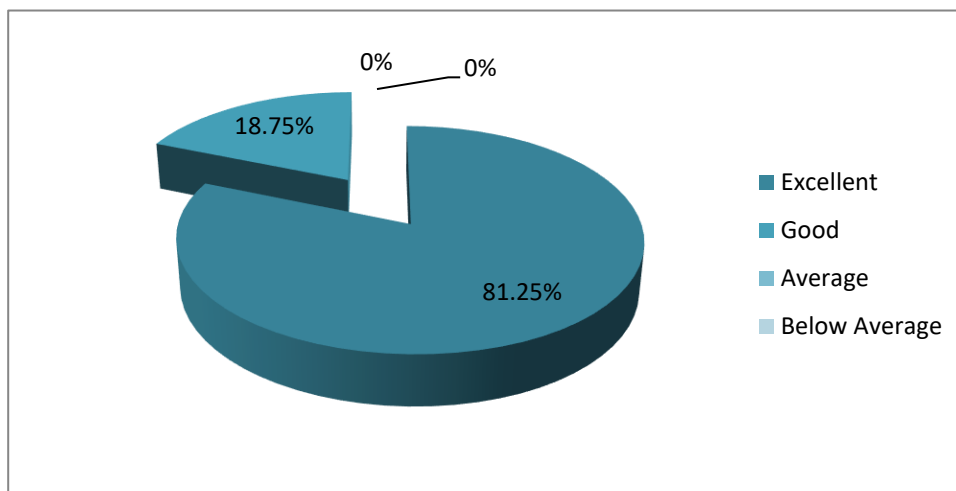
15) Quality, clarity, and relevance of textual reading/reference material/study material

Excellent	Good	Average	Below Average
<b>87.50%</b>	<b>12.50%</b>	<b>0%</b>	<b>0%</b>
<b>14</b>	<b>2</b>	<b>0</b>	<b>0</b>



16) Overall rating

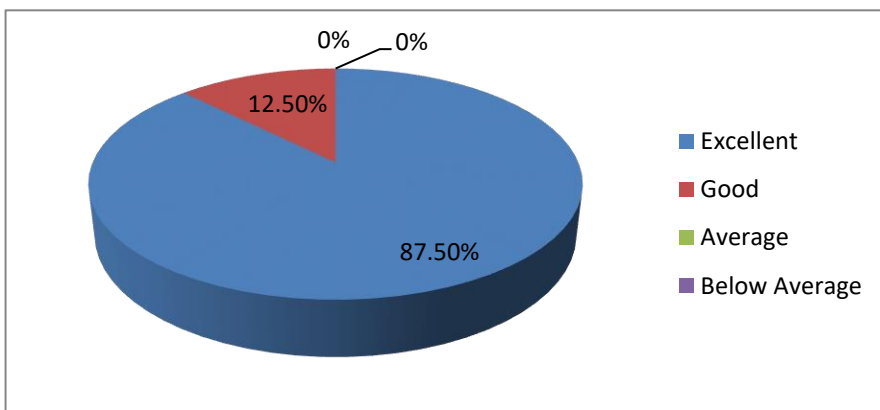
Excellent	Good	Average	Below Average
<b>81.25%</b>	<b>18.75%</b>	<b>0%</b>	<b>0%</b>
<b>13</b>	<b>3</b>	<b>0</b>	<b>0</b>



**SHRI DADASAHEB GAWAI CHARITABLE TRUST, AMRAVATI.  
 DR. BABASAHEB AMBEDKAR MAHAVIDYALAYA, AMRAVATI  
 UTTAM NAGAR AMRAVATI.PIN:444606  
 TEACHERS FEEDBACK ANALYSIS CURRICULAM  
 ACADEMIC YEAR : 2022-2023**

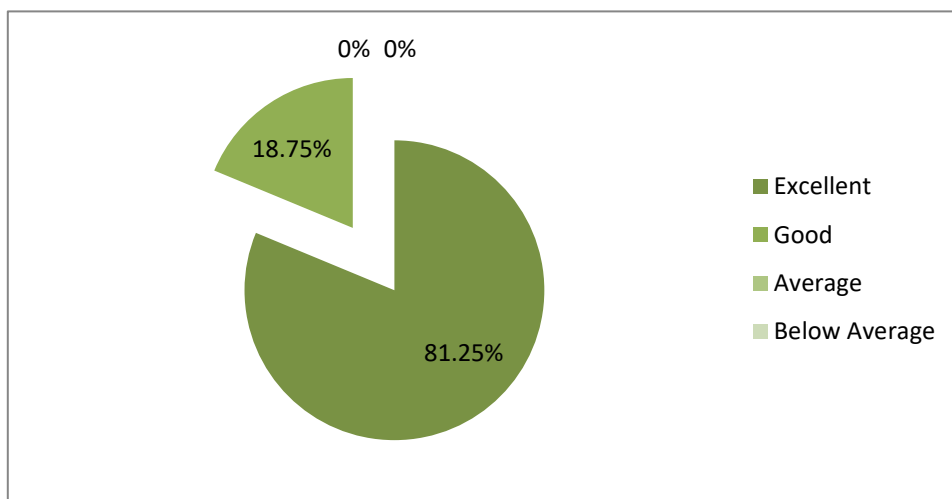
1) Applicability/relevance to real life situation & local developmental needs

Excellent	Good	Average	Below Average
<b>87.50%</b>	<b>12.50%</b>	<b>0%</b>	<b>0%</b>
<b>14</b>	<b>2</b>	<b>0</b>	<b>0</b>



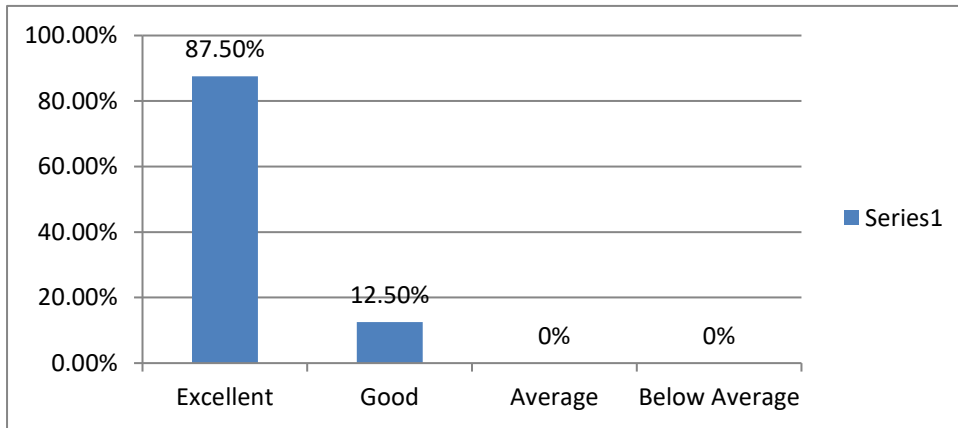
2) Weightage given to Employability.

Excellent	Good	Average	Below Average
<b>81.25%</b>	<b>18.75%</b>	<b>0%</b>	<b>0%</b>
<b>13</b>	<b>3</b>	<b>0</b>	<b>0</b>



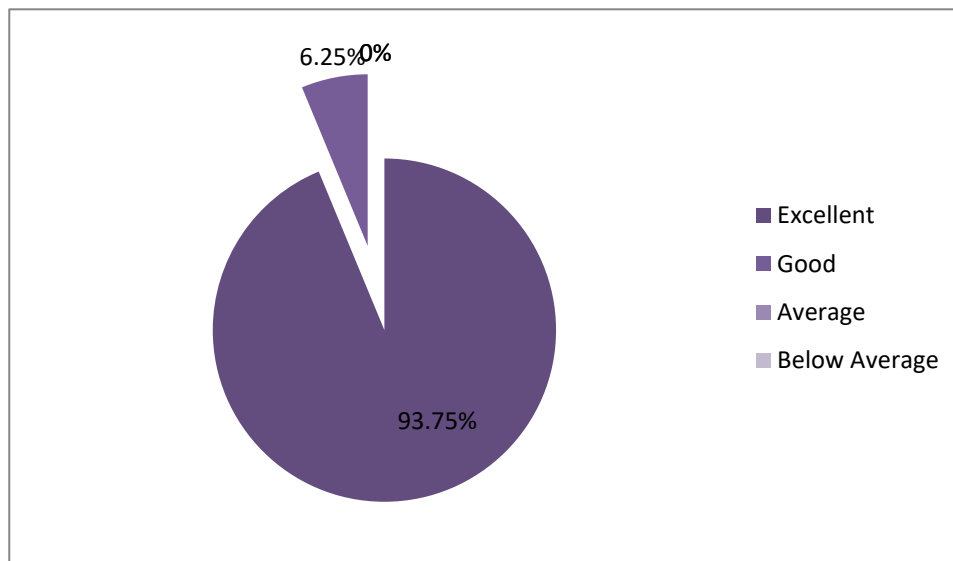
### 3) Weightage given to Entrepreneurship

Excellent	Good	Average	Below Average
87.50%	12.50%	0%	0%
14	2	0	0



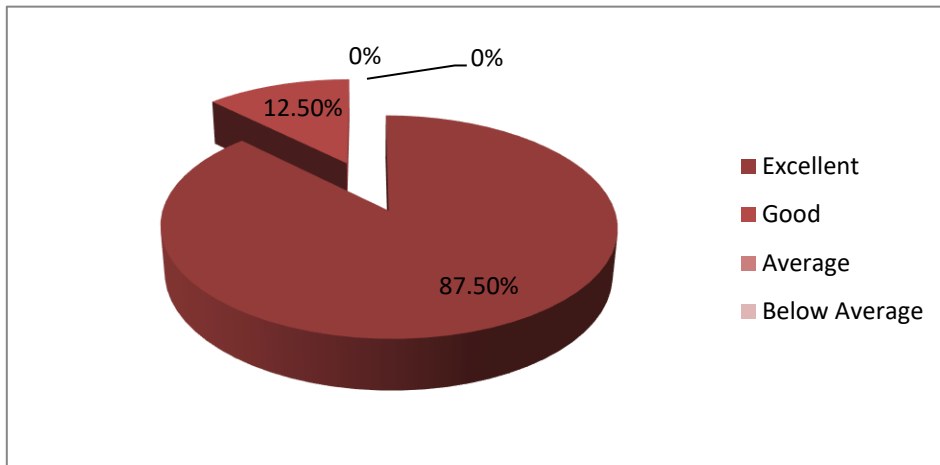
### 4) Weightage given to Skill Development

Excellent	Good	Average	Below Average
93.75%	6.25%	0%	0%
15	1	0	0



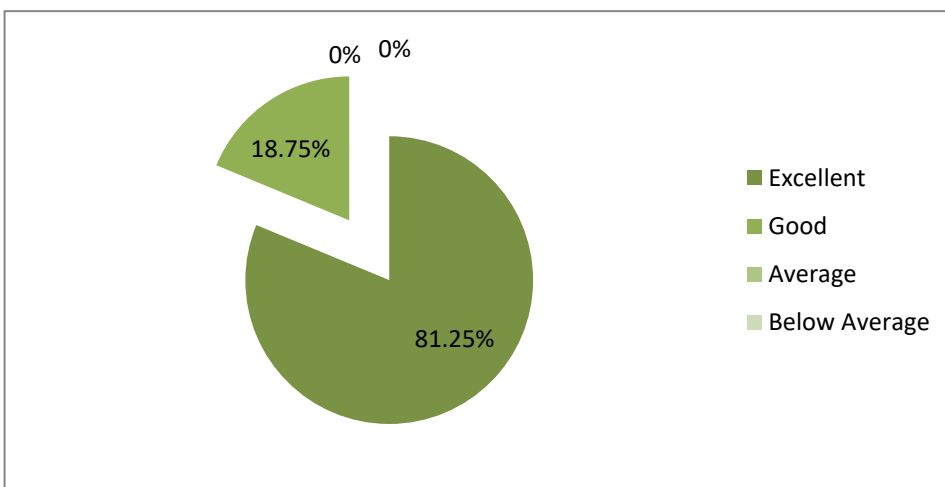
5) Weightage given to Project

Excellent	Good	Average	Below Average
87.50%	12.50%	0%	0%
14	2	0	0



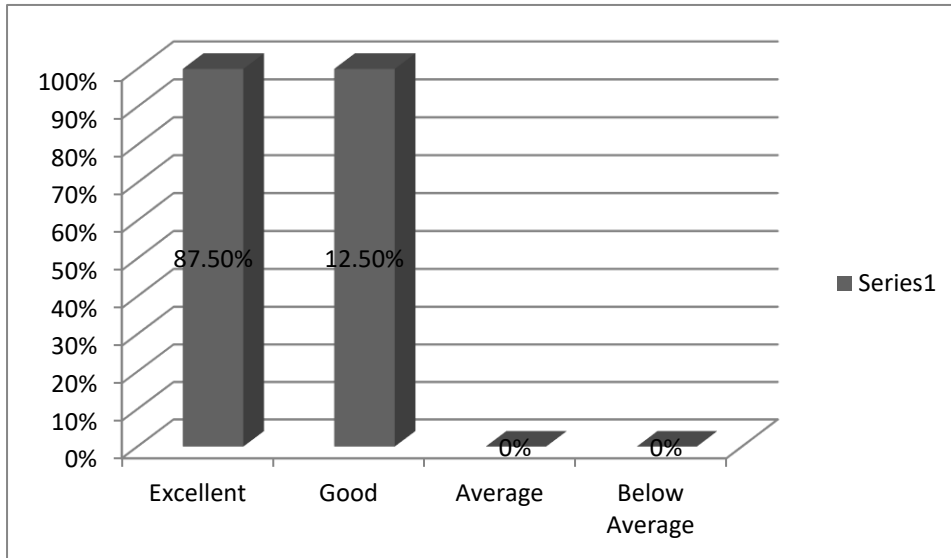
6) Weightage given to practical and field work component.

Excellent	Good	Average	Below Average
81.25%	18.75%	0%	0%
13	3	0	0



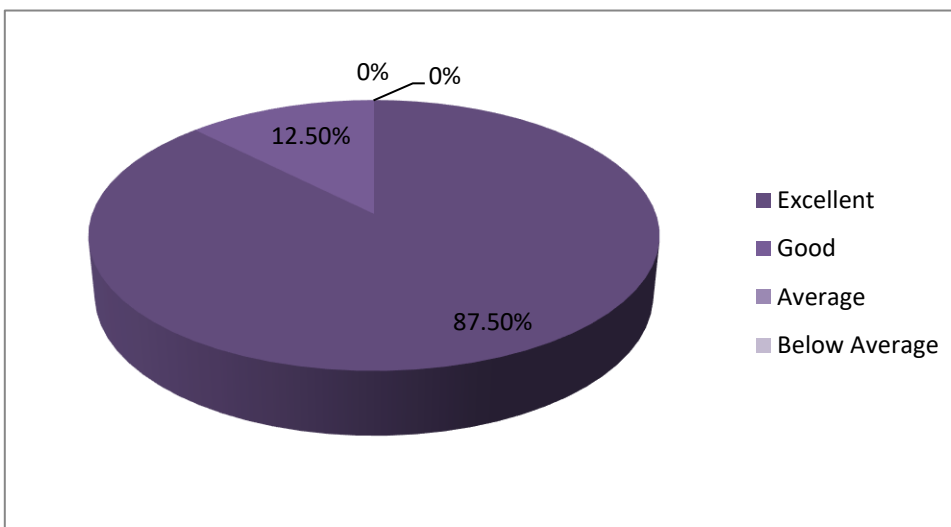
7) Depth of the course content

Excellent	Good	Average	Below Average
87.50%	12.50%	0%	0%
14	2	0	0



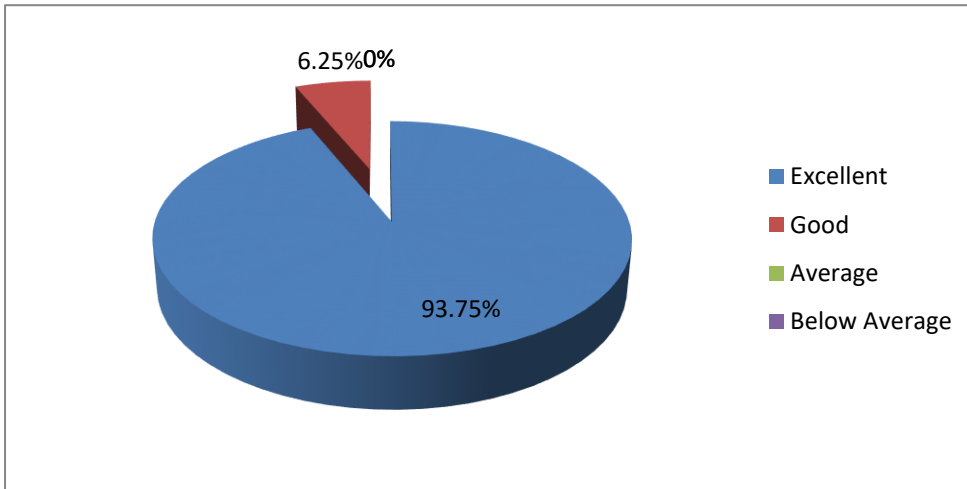
8) Inclusion /incorporation of latest advancements in the subject

Excellent	Good	Average	Below Average
87.50%	12.50%	0%	0%
14	2	0	0



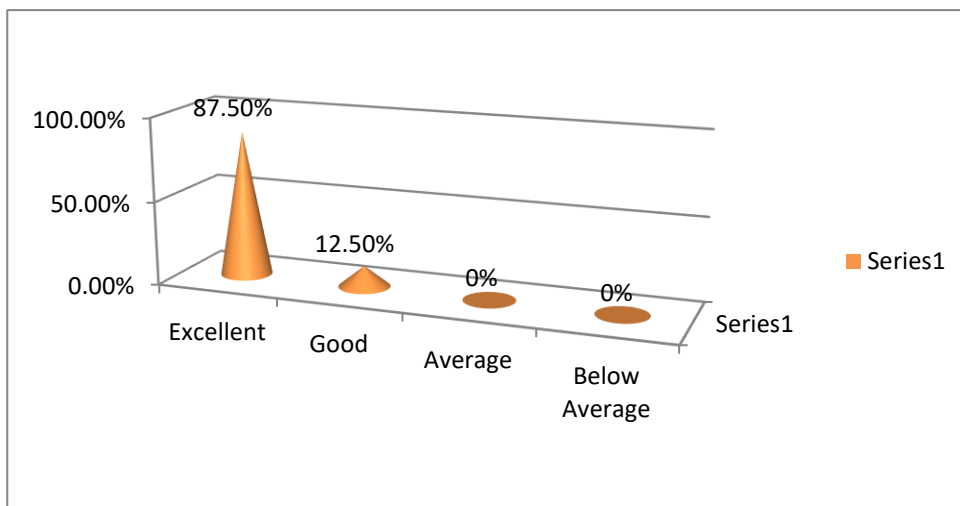
9) Difficulty level of course content

Excellent	Good	Average	Below Average
93.75%	6.25%	0%	0%
15	1	0	0



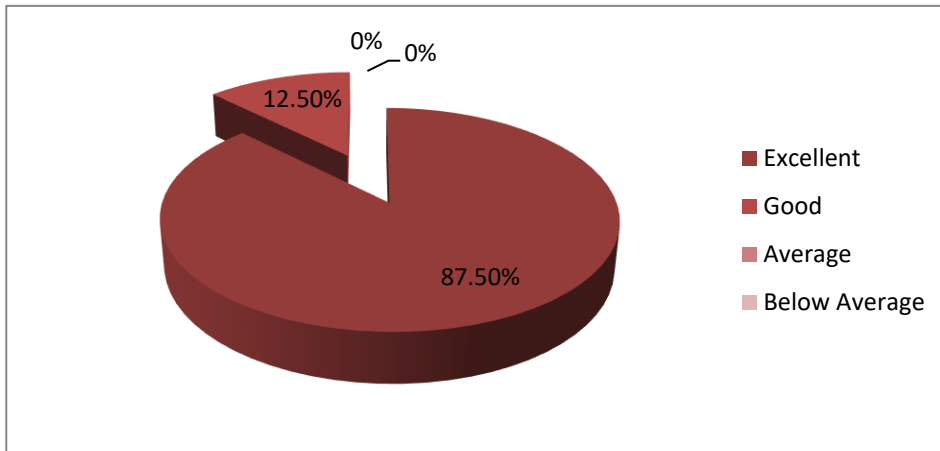
10) Optimization of course content

Excellent	Good	Average	Below Average
87.50%	12.50%	0%	0%
14	2	0%	0%



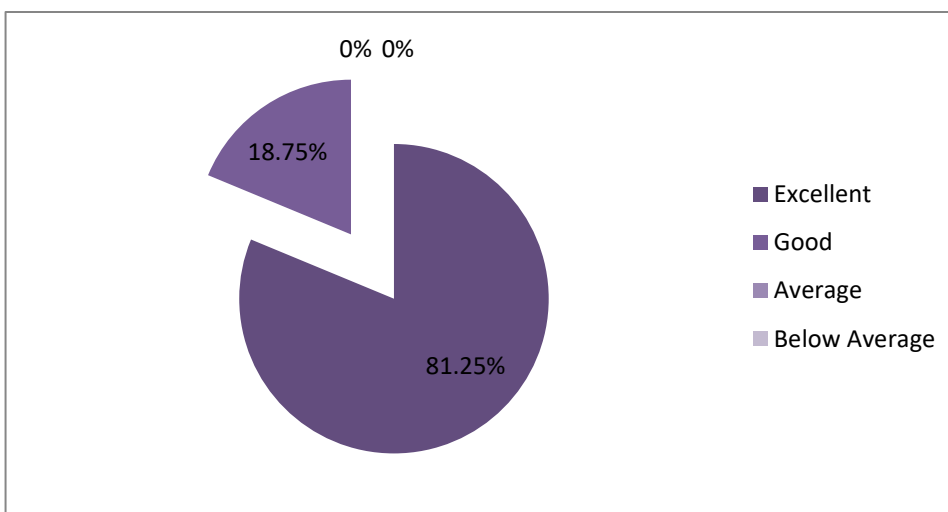
11) Mechanism used for development/revision of curriculum by BOS(e.g. Feedback from education industry expert)

Excellent	Good	Average	Below Average
87.50%	12.50%	0%	0%
14	2	0	0



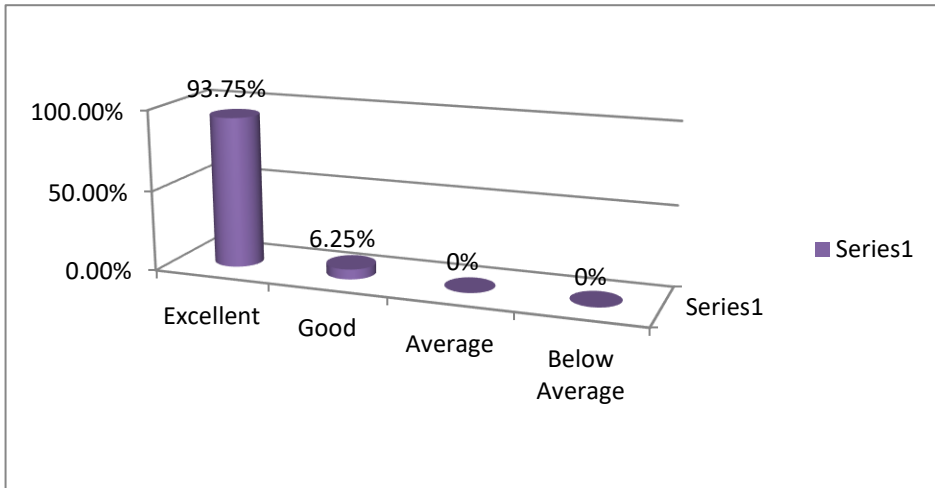
12) Relevance of learning objective of the syllabus

Excellent	Good	Average	Below Average
81.25%	18.75%	0%	0%
13	3	0	0



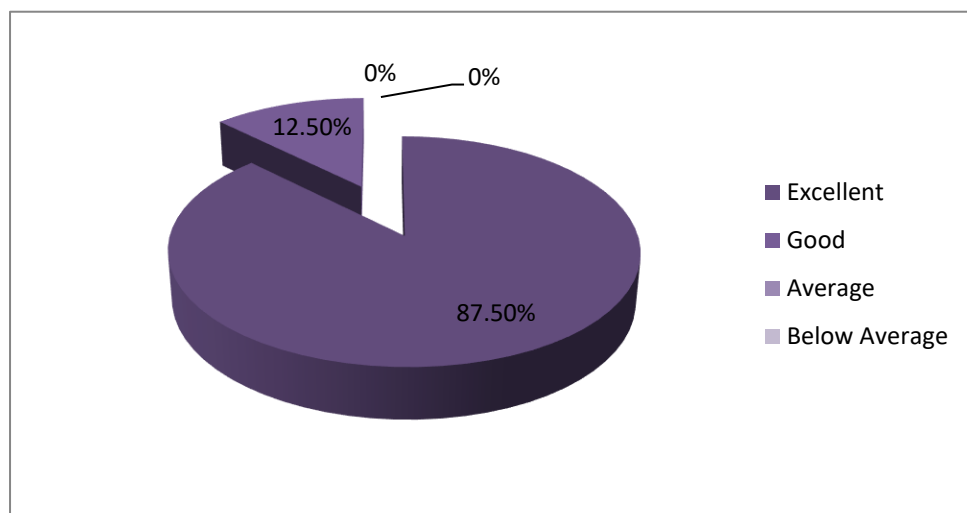
13) Relevance of course outcome

Excellent	Good	Average	Below Average
93.75%	6.25%	0%	0%
15	1	0	0



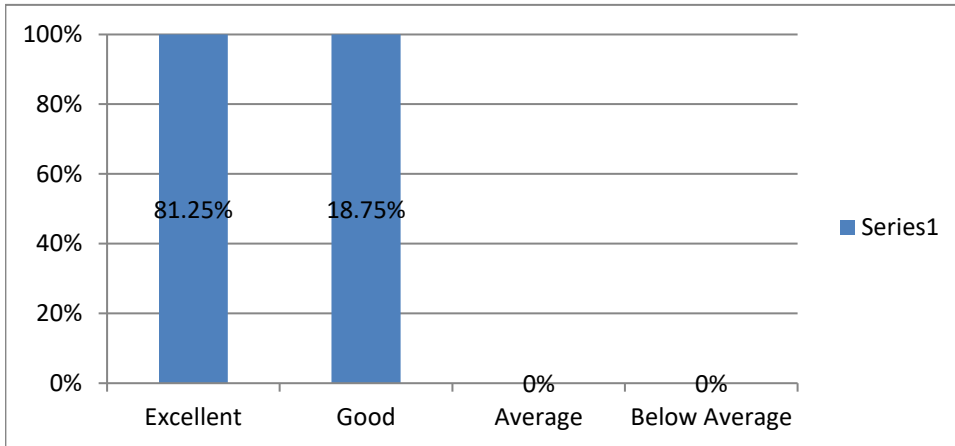
14) Weightage given learning values (in terms of knowledge concepts, manual skills, analytical and broadening, perspectives)

Excellent	Good	Average	Below Average
87.50%	12.50%	0%	0%
14	2	0	0



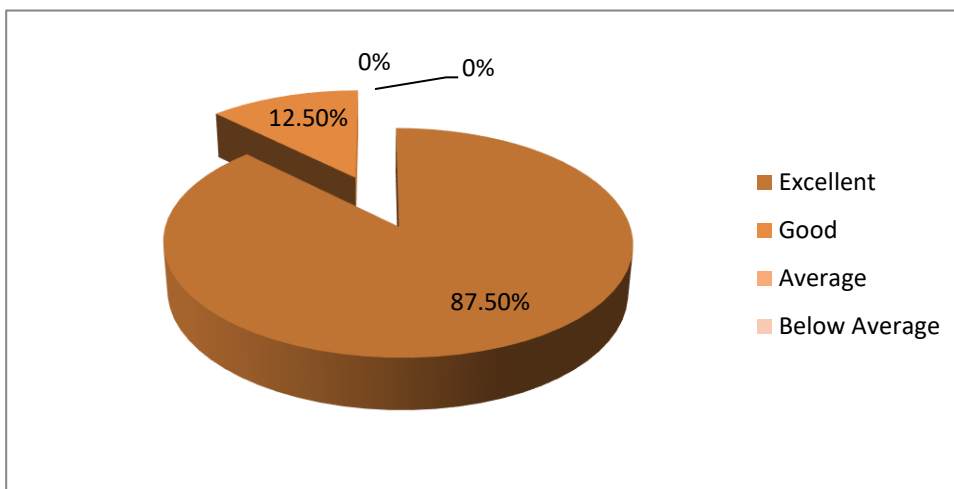
15) Quality, clarity, and relevance of textual reading/reference material/study material

Excellent	Good	Average	Below Average
<b>81.25%</b>	<b>18.75%</b>	<b>0%</b>	<b>0%</b>
<b>13</b>	<b>3</b>	<b>0</b>	<b>0</b>



16) Overall rating

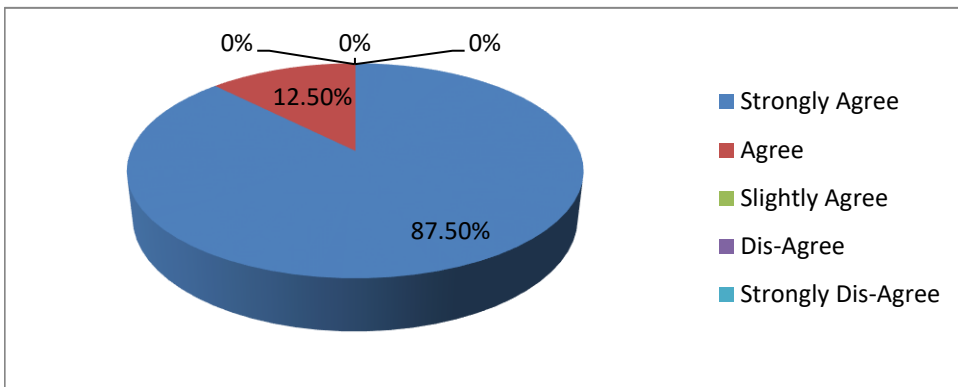
Excellent	Good	Average	Below Average
<b>87.50%</b>	<b>12.50%</b>	<b>0%</b>	<b>0%</b>
<b>14</b>	<b>2</b>	<b>0</b>	<b>0</b>



**SHRI DADASAHEB GAWAI CHARITABLE TRUST, AMRAVATI.**  
**DR. BABASAHEB AMBEDKAR MAHAVIDYALAYA, AMRAVATI**  
**UTTAM NAGAR AMRAVATI.PIN:444606**  
**TEACHERS FEEDBACK ANALYSIS CURRICULAM**  
**ACADEMIC YEAR : 2023-2024**

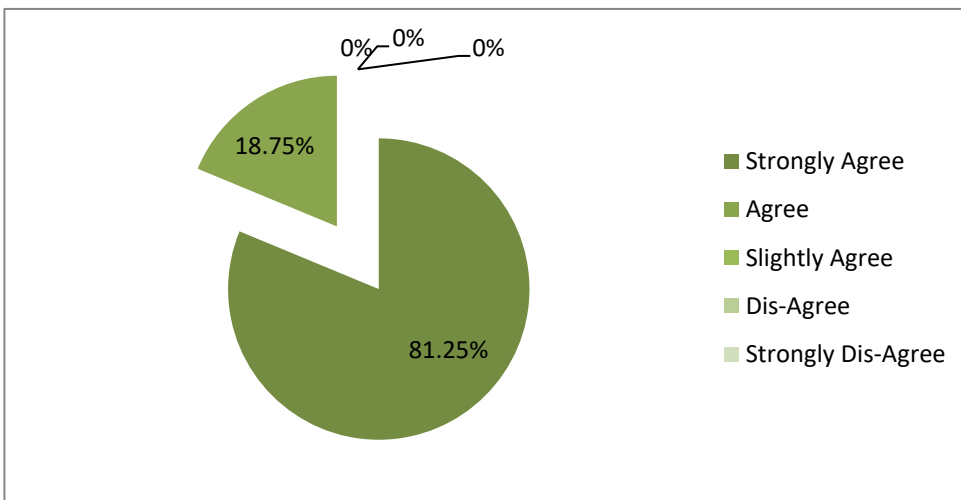
1) The institution organizes orientation programmers / induction programmers for fresher's

<b>Strongly Agree</b>	<b>Agree</b>	<b>Slightly Agree</b>	<b>Dis-Agree</b>	<b>Strongly Dis-Agree</b>
<b>87.50%</b>	<b>12.50%</b>	<b>0%</b>	<b>0%</b>	<b>0%</b>
<b>14</b>	<b>2</b>	<b>0</b>	<b>0</b>	<b>0%</b>



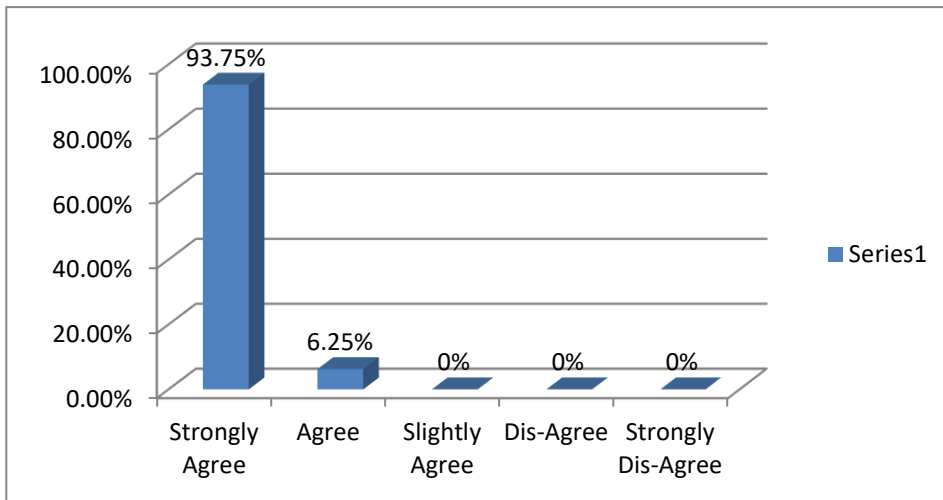
2) The institution meticulously plans and organizes its teaching schedule.

<b>Strongly Agree</b>	<b>Agree</b>	<b>Slightly Agree</b>	<b>Dis-Agree</b>	<b>Strongly Dis-Agree</b>
<b>81.25%</b>	<b>18.75%</b>	<b>0%</b>	<b>0%</b>	<b>0%</b>
<b>13</b>	<b>3</b>	<b>0</b>	<b>0</b>	<b>0%</b>



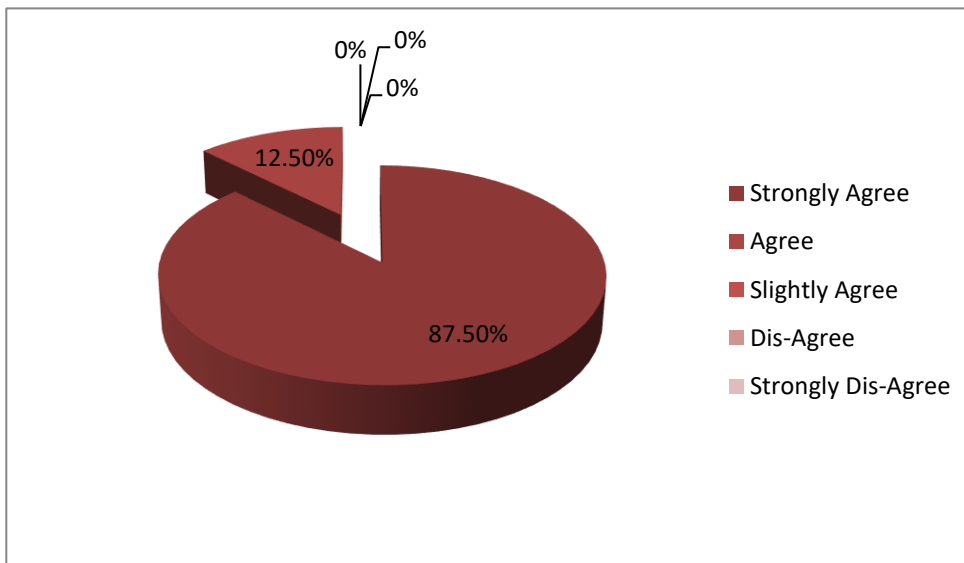
3) The institution has formal linkages with national agencies like NMEICT, NPTEL to promote blended learning.

<b>Strongly Agree</b>	<b>Agree</b>	<b>Slightly Agree</b>	<b>Dis-Agree</b>	<b>Strongly Dis-Agree</b>
<b>93.75%</b>	<b>6.25%</b>	<b>0%</b>	<b>0%</b>	<b>0%</b>
<b>15</b>	<b>1</b>	<b>0</b>	<b>0</b>	<b>0%</b>



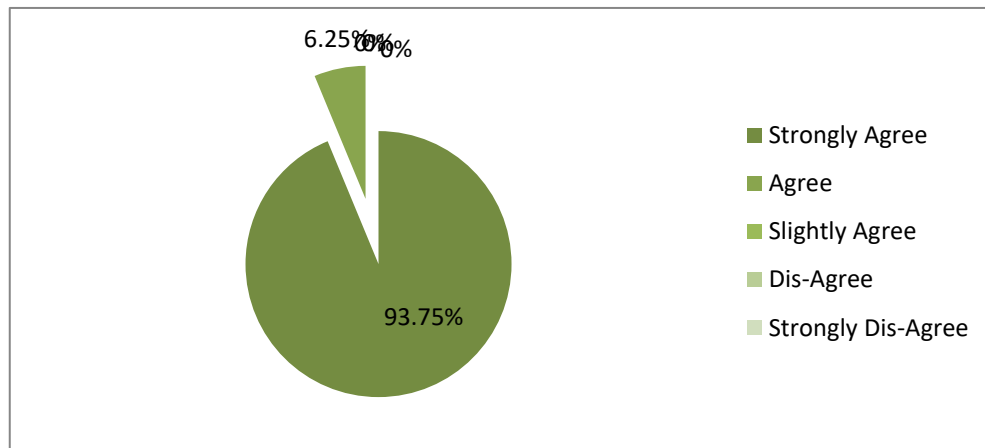
4)The institution follows a system of mentor-mentee to meet the academic and personal needs of students

<b>Strongly Agree</b>	<b>Agree</b>	<b>Slightly Agree</b>	<b>Dis-Agree</b>	<b>Strongly Dis-Agree</b>
<b>87.50%</b>	<b>12.50%</b>	<b>0%</b>	<b>0%</b>	<b>0%</b>
<b>14</b>	<b>2</b>	<b>0</b>	<b>0</b>	<b>0%</b>



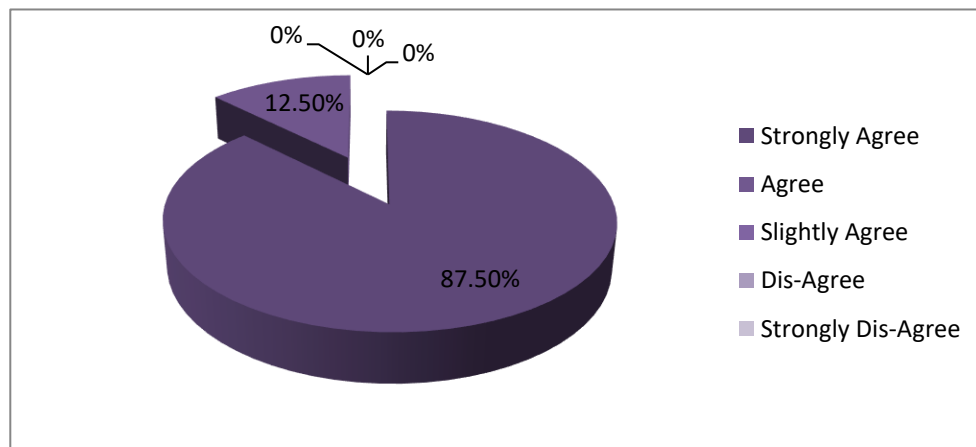
5) The timings of the Library are convenient

<b>Strongly Agree</b>	<b>Agree</b>	<b>Slightly Agree</b>	<b>Dis-Agree</b>	<b>Strongly Dis-Agree</b>
<b>93.75%</b>	<b>6.25%</b>	<b>0%</b>	<b>0%</b>	<b>0%</b>
<b>15</b>	<b>1</b>	<b>0</b>	<b>0</b>	<b>0%</b>



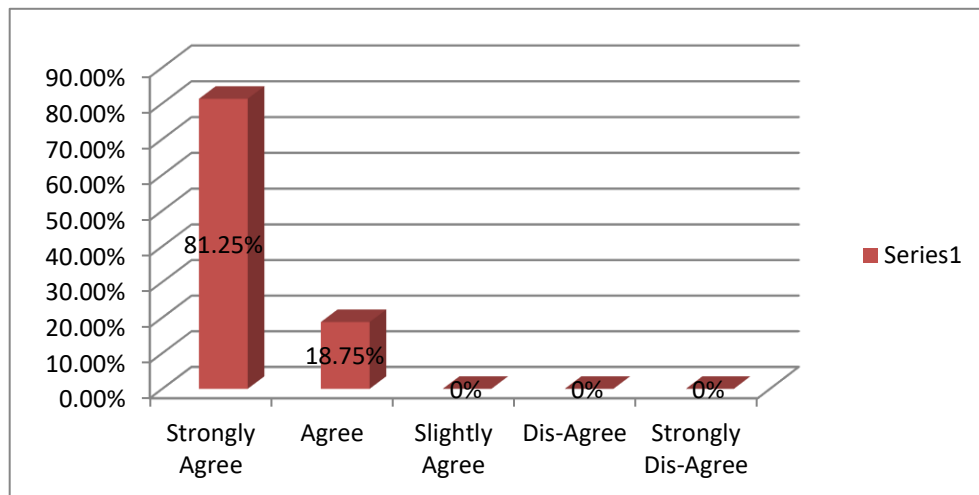
6) The teaching aids in the department are sufficient and up to date

<b>Strongly Agree</b>	<b>Agree</b>	<b>Slightly Agree</b>	<b>Dis-Agree</b>	<b>Strongly Dis-Agree</b>
<b>87.50%</b>	<b>12.50%</b>	<b>0%</b>	<b>0%</b>	<b>0%</b>
<b>14</b>	<b>2</b>	<b>0</b>	<b>0</b>	<b>0%</b>



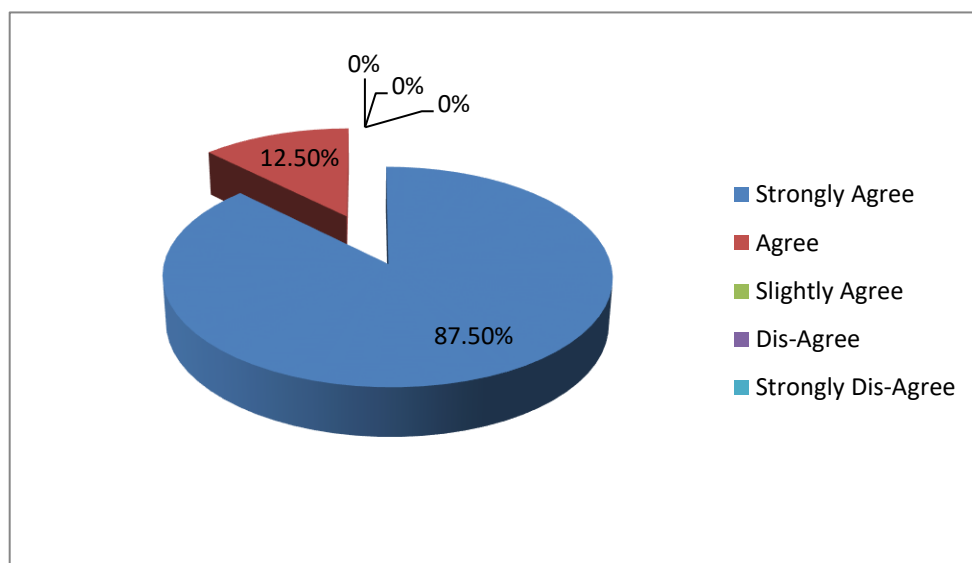
7) The teachers are supported with adequate learning resources

Strongly Agree	Agree	Slightly Agree	Dis-Agree	Strongly Dis-Agree
81.25%	18.75%	0%	0%	0%
13	3	0	0	0%



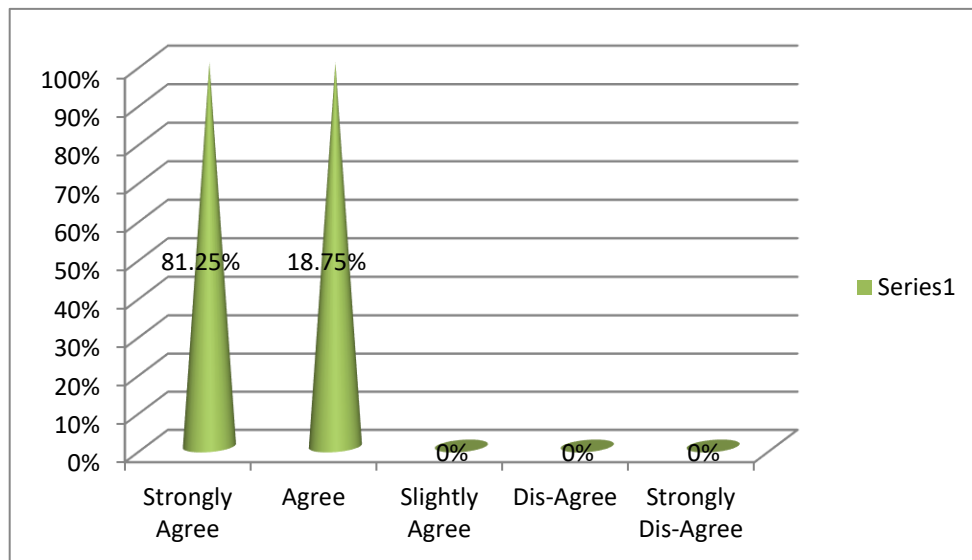
8) The teachers are encouraged to carry out research

Strongly Agree	Agree	Slightly Agree	Dis-Agree	Strongly Dis-Agree
87.50%	12.50%	0%	0%	0%
14	2	0	0	0%



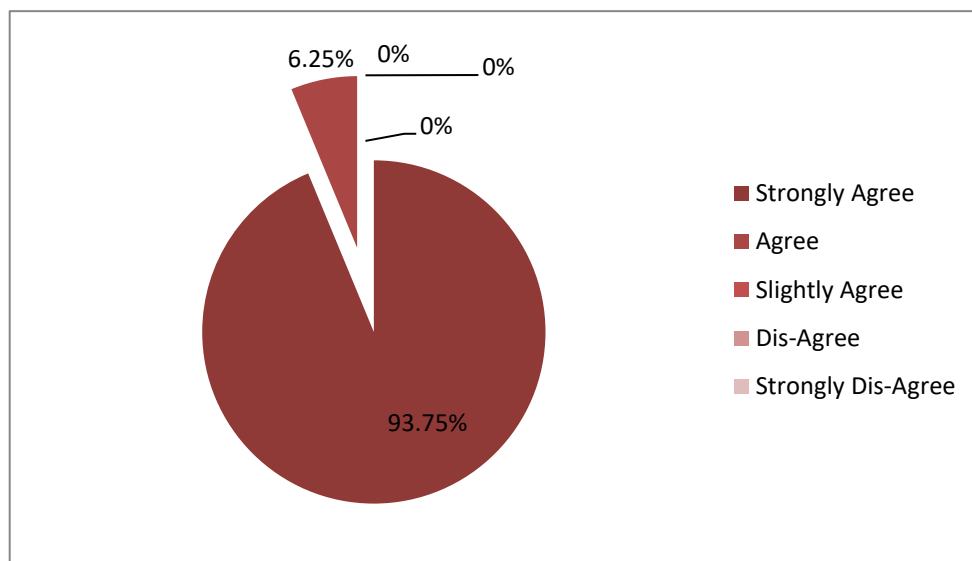
9) The teachers are encouraged to organize seminars/workshops/ symposia/conferences

<b>Strongly Agree</b>	<b>Agree</b>	<b>Slightly Agree</b>	<b>Dis-Agree</b>	<b>Strongly Dis-Agree</b>
<b>81.25%</b>	<b>18.75%</b>	<b>0%</b>	<b>0%</b>	<b>0%</b>
<b>13</b>	<b>3</b>	<b>0</b>	<b>0</b>	<b>0%</b>



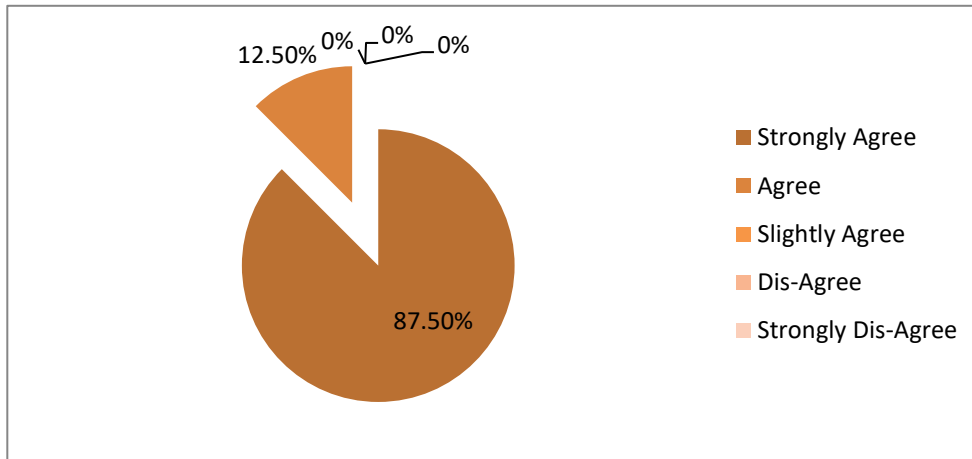
10) The teachers are encouraged to establish linkage with Industry

<b>Strongly Agree</b>	<b>Agree</b>	<b>Slightly Agree</b>	<b>Dis-Agree</b>	<b>Strongly Dis-Agree</b>
<b>93.75%</b>	<b>6.25%</b>	<b>0%</b>	<b>0%</b>	<b>0%</b>
<b>15</b>	<b>1</b>	<b>0%</b>	<b>0%</b>	<b>0%</b>



11) The merit of the teachers is recognized

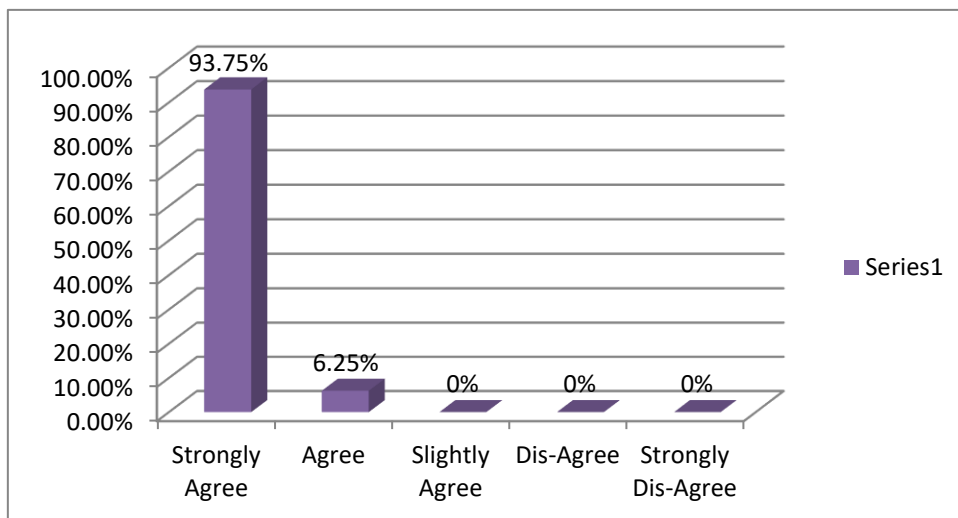
Strongly Agree	Agree	Slightly Agree	Dis-Agree	Strongly Dis-Agree
87.50%	12.50%	0%	0%	0%
14	2	0	0	0%



## II PHYSICAL FACILITIES & INFRASTRUCTURE

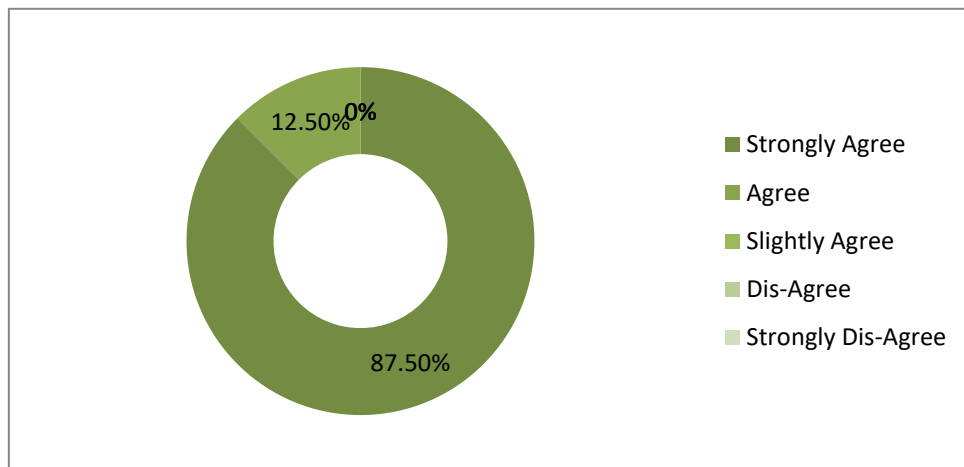
1) The class rooms and furniture available are adequate

Strongly Agree	Agree	Slightly Agree	Dis-Agree	Strongly Dis-Agree
93.75%	6.25%	0%	0%	0%
15	1	0	0	0%



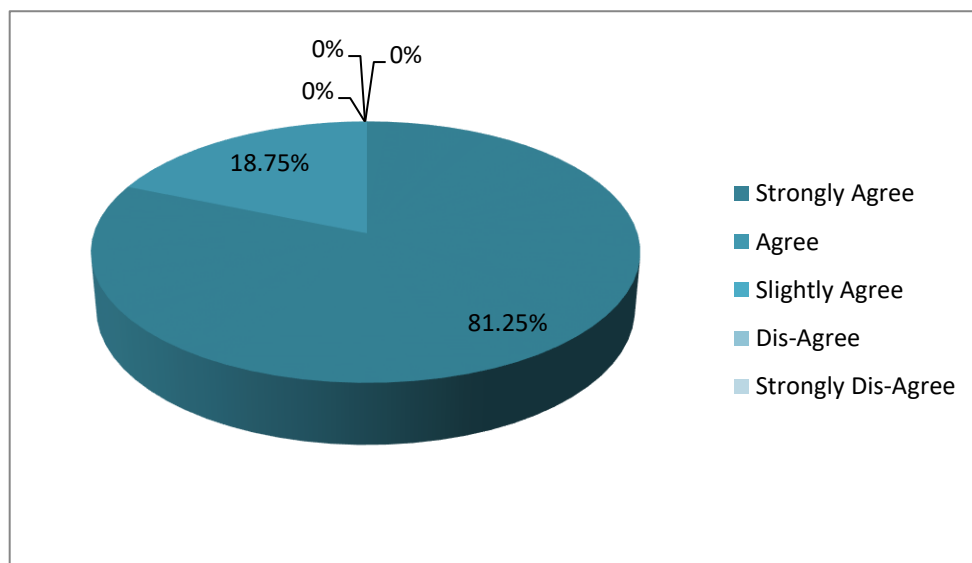
2)The toilets are sufficient for faculty and students

Strongly Agree	Agree	Slightly Agree	Dis-Agree	Strongly Dis-Agree
87.50%	12.50%	0%	0%	0%
14	2	0	0	0%



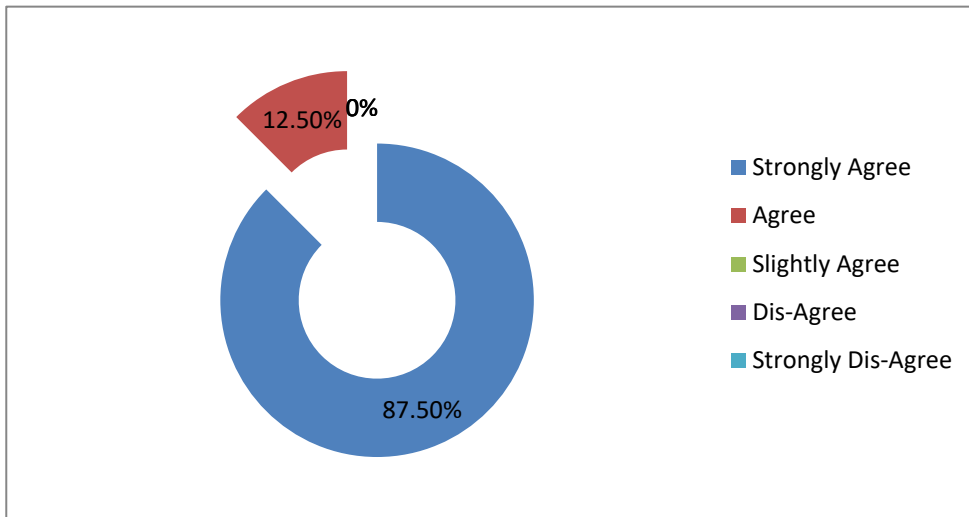
3) The buildings and furniture are well maintained

Strongly Agree	Agree	Slightly Agree	Dis-Agree	Strongly Dis-Agree
81.25%	18.75%	0%	0%	0%
13	3	0	0	0%



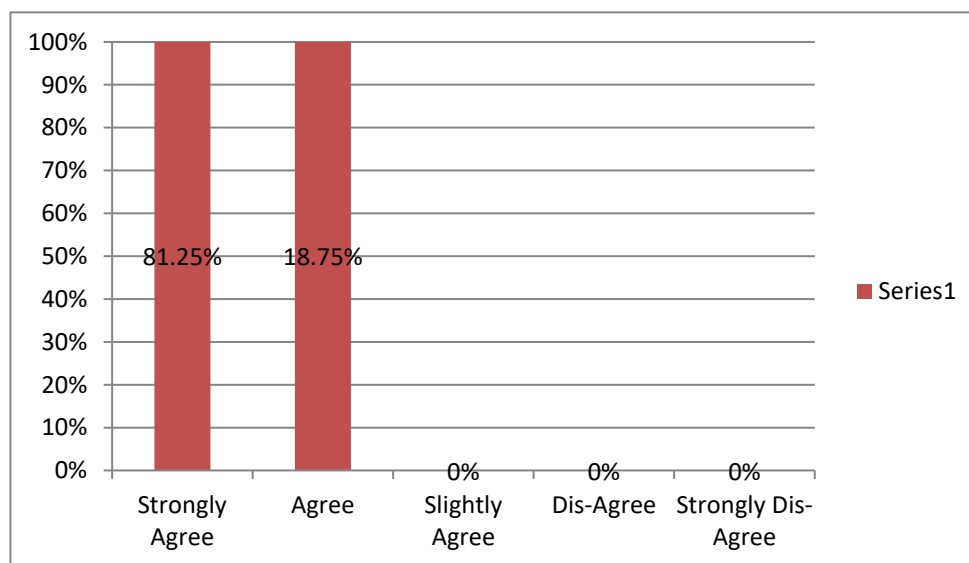
4) The labs are adequately equipped (wherever applicable).

<b>Strongly Agree</b>	<b>Agree</b>	<b>Slightly Agree</b>	<b>Dis-Agree</b>	<b>Strongly Dis-Agree</b>
<b>87.50%</b>	<b>12.50%</b>	<b>0%</b>	<b>0%</b>	<b>0%</b>
<b>14</b>	<b>2</b>	<b>0</b>	<b>0</b>	<b>0%</b>



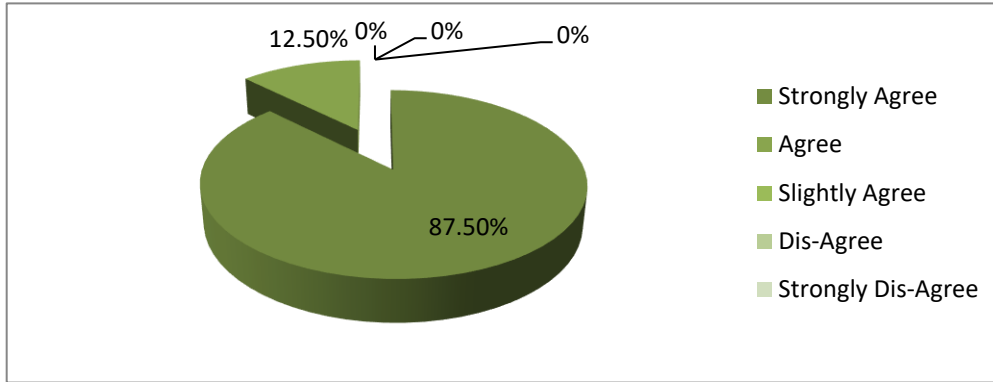
5) Parking facilities are available adequately

<b>Strongly Agree</b>	<b>Agree</b>	<b>Slightly Agree</b>	<b>Dis-Agree</b>	<b>Strongly Dis-Agree</b>
<b>81.25%</b>	<b>18.75%</b>	<b>0%</b>	<b>0%</b>	<b>0%</b>
<b>13</b>	<b>3</b>	<b>0</b>	<b>0</b>	<b>0%</b>



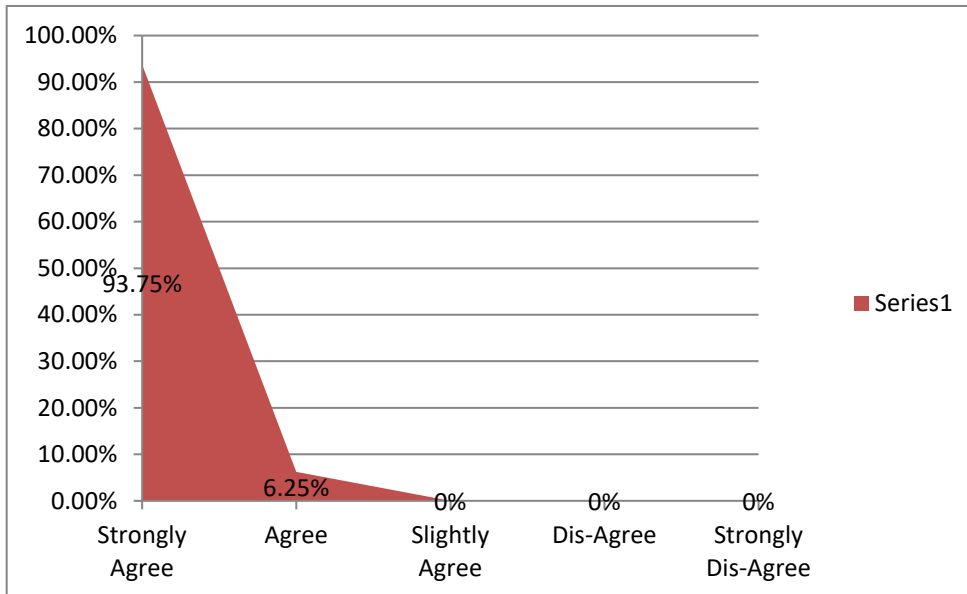
6) Roads are maintained well.

<b>Strongly Agree</b>	<b>Agree</b>	<b>Slightly Agree</b>	<b>Dis-Agree</b>	<b>Strongly Dis-Agree</b>
<b>87.50%</b>	<b>12.50%</b>	<b>0%</b>	<b>0%</b>	<b>0%</b>
<b>14</b>	<b>2</b>	<b>0</b>	<b>0</b>	<b>0%</b>



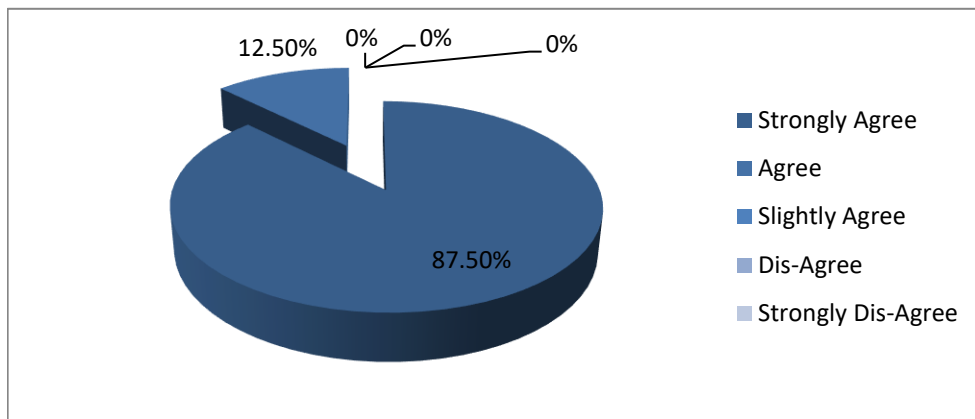
7) Water resources are adequately provided.

<b>Strongly Agree</b>	<b>Agree</b>	<b>Slightly Agree</b>	<b>Dis-Agree</b>	<b>Strongly Dis-Agree</b>
<b>93.75%</b>	<b>6.25%</b>	<b>0%</b>	<b>0%</b>	<b>0%</b>
<b>15</b>	<b>1</b>	<b>0</b>	<b>0</b>	<b>0%</b>



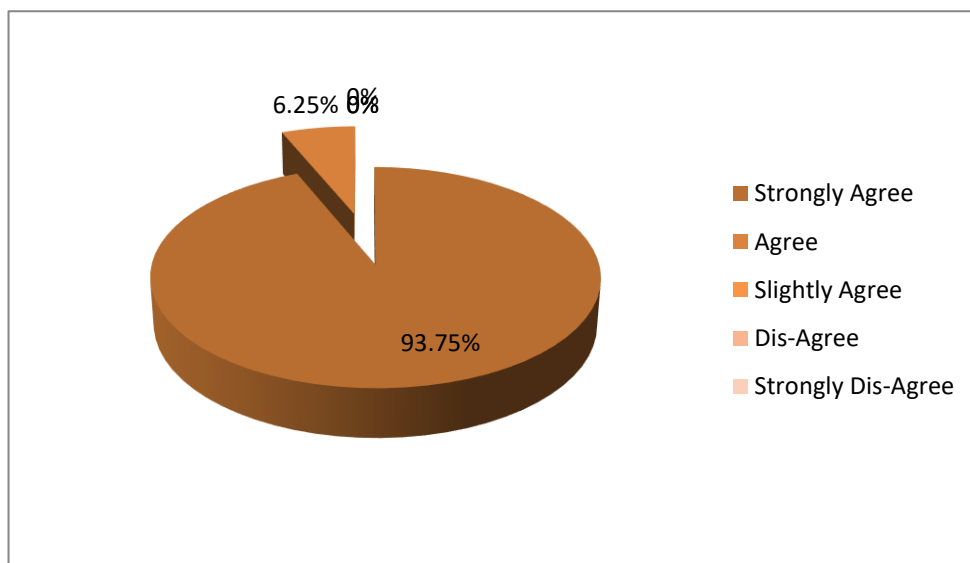
8) Sports infrastructure is adequate

Strongly Agree	Agree	Slightly Agree	Dis-Agree	Strongly Dis-Agree
87.50%	12.50%	0%	0%	0%
14	2	0	0	0%



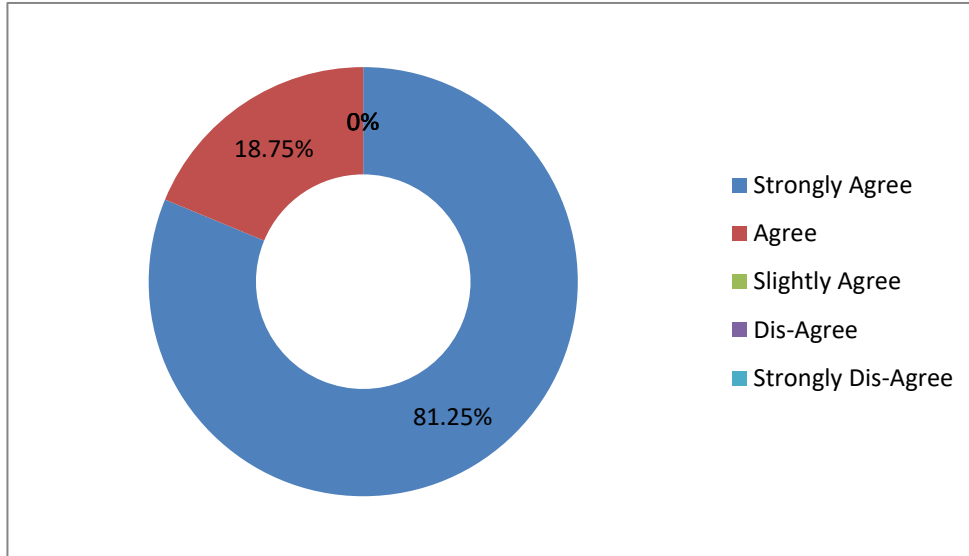
9) The institution frequently upgrades its IT facility and has latest

Strongly Agree	Agree	Slightly Agree	Dis-Agree	Strongly Dis-Agree
93.75%	6.25%	0%	0%	0%
15	1	0	0	0%



10)The library is utilized optimally by the faculty.

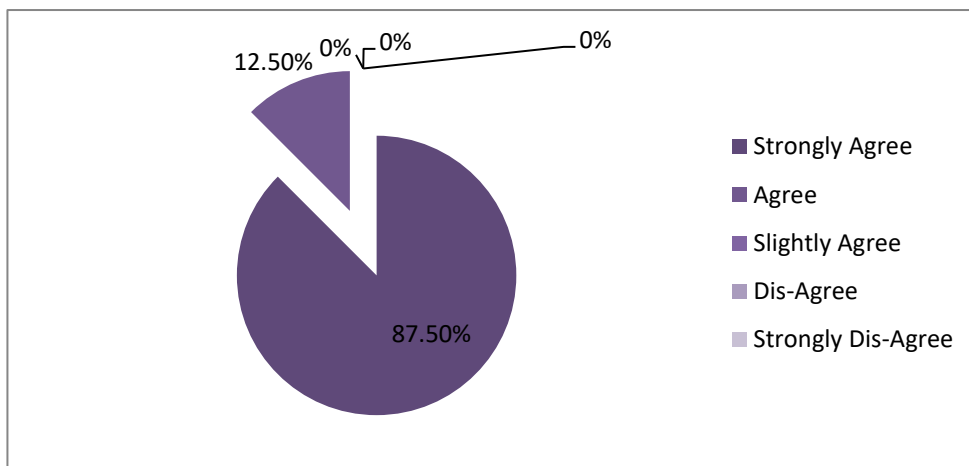
<b>Strongly Agree</b>	<b>Agree</b>	<b>Slightly Agree</b>	<b>Dis-Agree</b>	<b>Strongly Dis-Agree</b>
<b>81.25%</b>	<b>18.75%</b>	<b>0%</b>	<b>0%</b>	<b>0%</b>
<b>13</b>	<b>3</b>	<b>0</b>	<b>0</b>	<b>0%</b>



### III GOVERNANCE

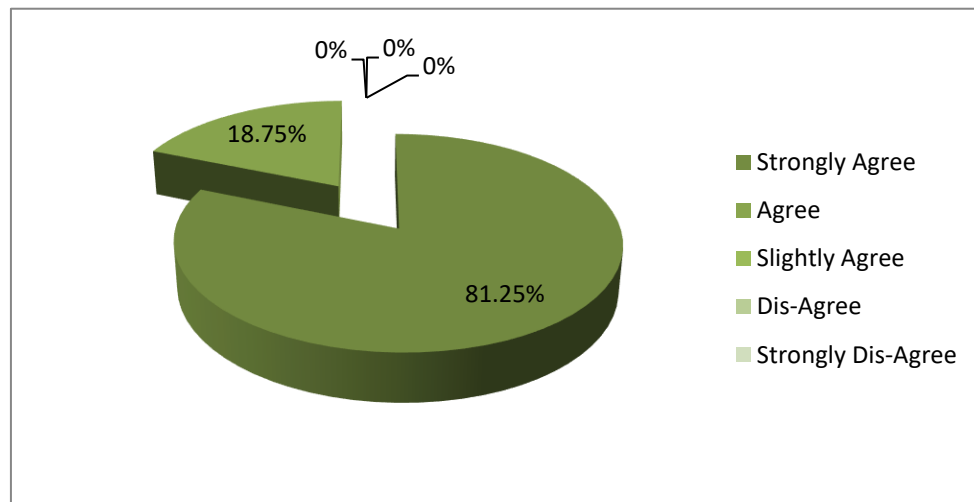
1) The vision, mission and goals of the institution are in tune with the objectives of higher education

<b>Strongly Agree</b>	<b>Agree</b>	<b>Slightly Agree</b>	<b>Dis-Agree</b>	<b>Strongly Dis-Agree</b>
<b>87.50%</b>	<b>12.50%</b>	<b>0%</b>	<b>0%</b>	<b>0%</b>
<b>14</b>	<b>2</b>	<b>0</b>	<b>0</b>	<b>0%</b>



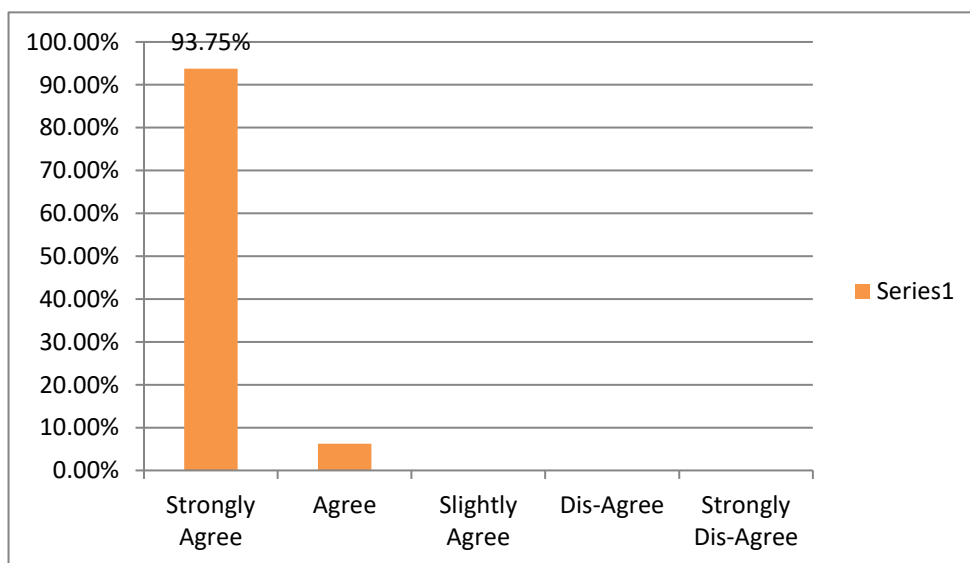
2) The vision, mission and objectives of the institution, are communicated to the students, teachers, staff and other

<b>Strongly Agree</b>	<b>Agree</b>	<b>Slightly Agree</b>	<b>Dis-Agree</b>	<b>Strongly Dis-Agree</b>
<b>81.25%</b>	<b>18.75%</b>	<b>0%</b>	<b>0%</b>	<b>0%</b>
<b>13</b>	<b>3</b>	<b>0</b>	<b>0</b>	<b>0%</b>



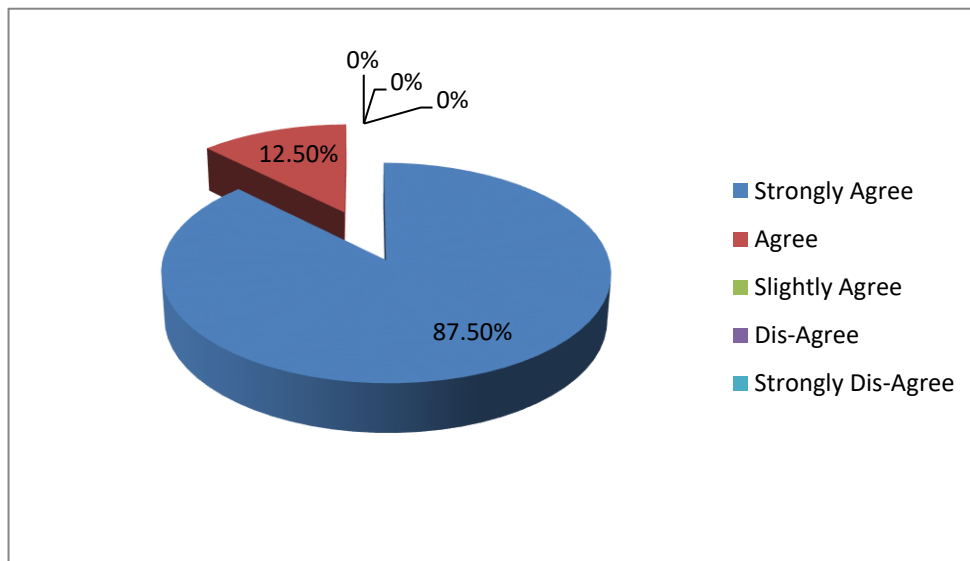
3) stakeholders The institution has an effective feedback system involving all stakeholders

<b>Strongly Agree</b>	<b>Agree</b>	<b>Slightly Agree</b>	<b>Dis-Agree</b>	<b>Strongly Dis-Agree</b>
<b>93.75%</b>	<b>6.25%</b>	<b>0%</b>	<b>0%</b>	<b>0%</b>
<b>15</b>	<b>1</b>	<b>0</b>	<b>0</b>	<b>0%</b>



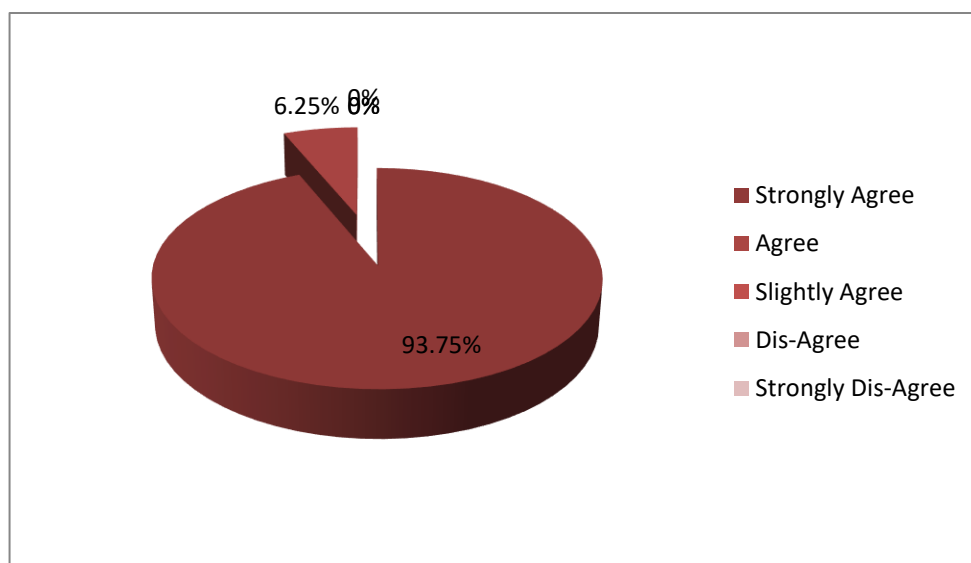
4) Student Satisfaction Survey is an integral input factor for all policies of the institution

<b>Strongly Agree</b>	<b>Agree</b>	<b>Slightly Agree</b>	<b>Dis-Agree</b>	<b>Strongly Dis-Agree</b>
<b>87.50%</b>	<b>12.50%</b>	<b>0%</b>	<b>0%</b>	<b>0%</b>
<b>14</b>	<b>2</b>	<b>0</b>	<b>0</b>	<b>0%</b>



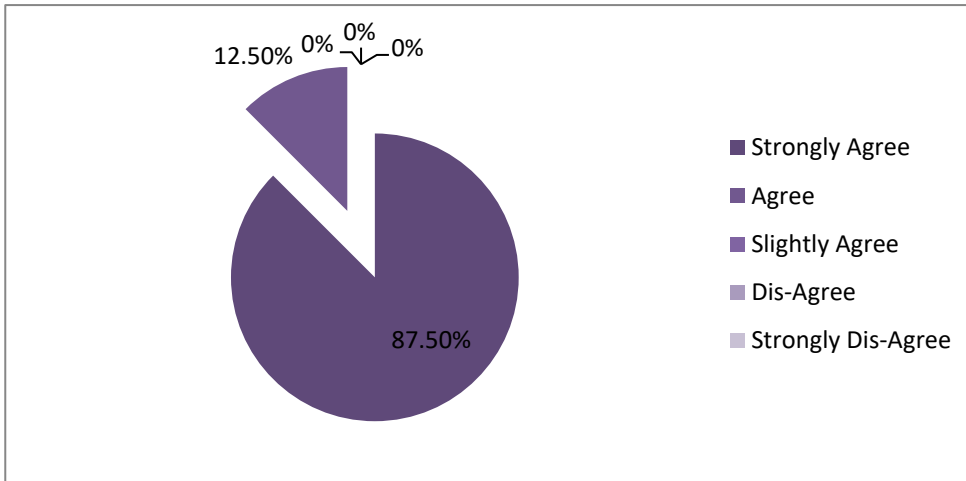
5) The administration is accessible

<b>Strongly Agree</b>	<b>Agree</b>	<b>Slightly Agree</b>	<b>Dis-Agree</b>	<b>Strongly Dis-Agree</b>
<b>93.75%</b>	<b>6.25%</b>	<b>0%</b>	<b>0%</b>	<b>0%</b>
<b>14</b>	<b>1</b>	<b>0%</b>	<b>0%</b>	<b>0%</b>



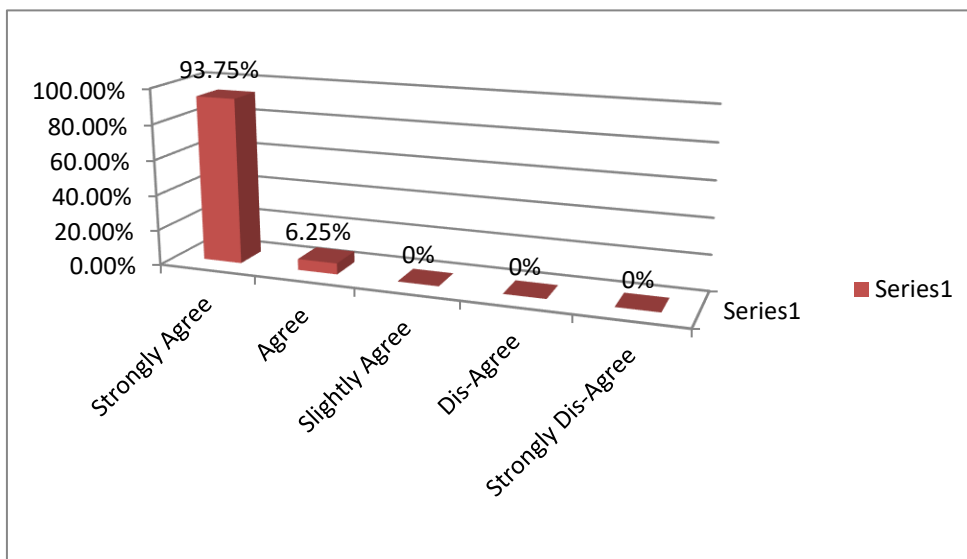
6) The quality initiatives taken up during the last academic year are contributing for improvement

Strongly Agree	Agree	Slightly Agree	Dis-Agree	Strongly Dis-Agree
87.50%	12.50%	0%	0%	0%
14	2	0	0	0%



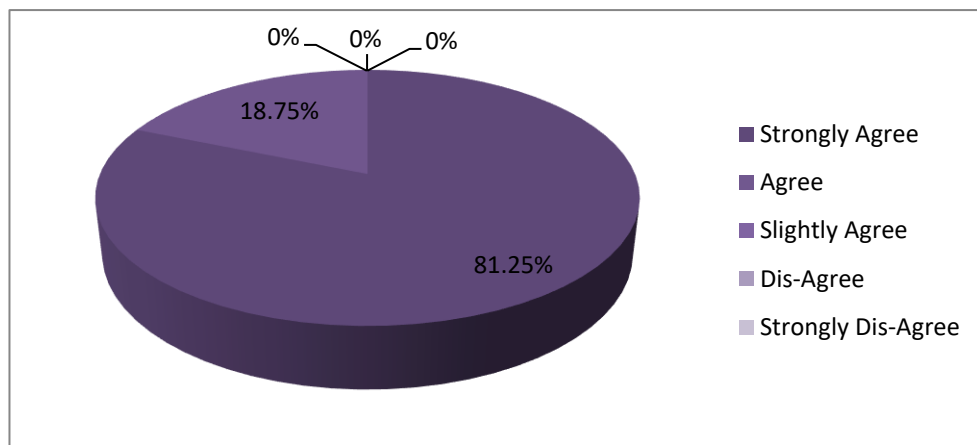
7) The MOUs entered by the college enhance the scope for mutual cooperation with Institution and Research Organizations

Strongly Agree	Agree	Slightly Agree	Dis-Agree	Strongly Dis-Agree
93.75%	6.25%	0%	0%	0%
15	1	0	0	0%



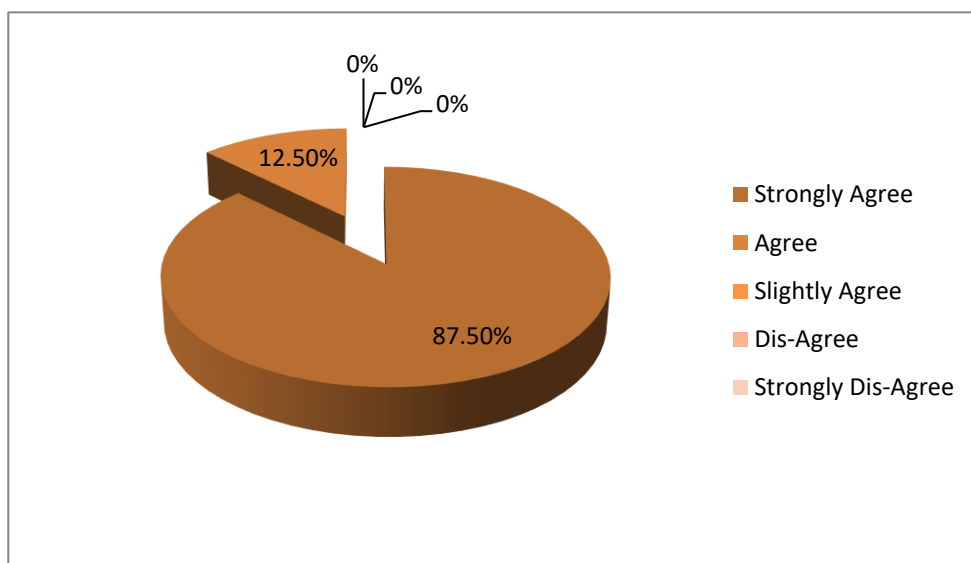
8) The IQAC is working well for promoting quality in the institution

Strongly Agree	Agree	Slightly Agree	Dis-Agree	Strongly Dis-Agree
81.25%	18.75%	0%	0%	0%
13	3	0	0	0%



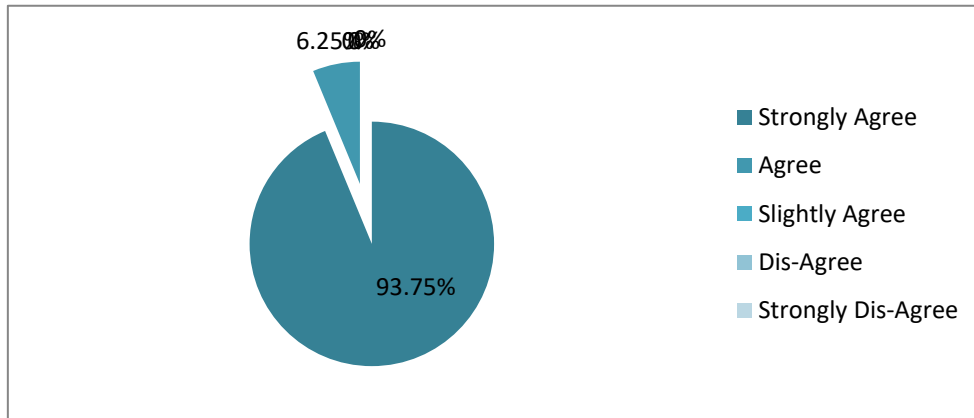
9) The institution has an effective welfare mechanism for teaching and non-teaching staff

Strongly Agree	Agree	Slightly Agree	Dis-Agree	Strongly Dis-Agree
87.50%	12.50%	0%	0%	0%
14	2	0	0	0%



10) Academic audit of departments and its impact is an important quality initiative of the institution

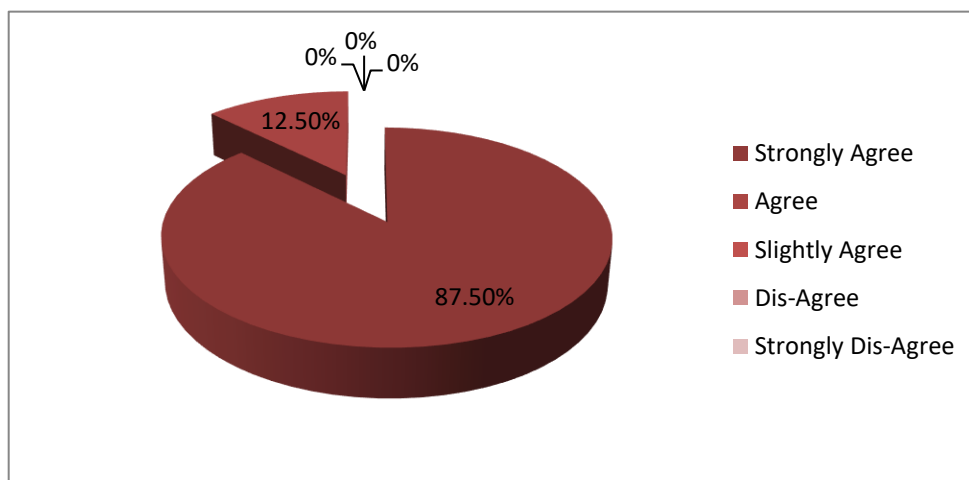
<b>Strongly Agree</b>	<b>Agree</b>	<b>Slightly Agree</b>	<b>Dis-Agree</b>	<b>Strongly Dis-Agree</b>
<b>93.75%</b>	<b>6.25%</b>	<b>0%</b>	<b>0%</b>	<b>0%</b>
<b>15</b>	<b>1</b>	<b>0</b>	<b>0</b>	<b>0%</b>



### STUDENT SUPPORT

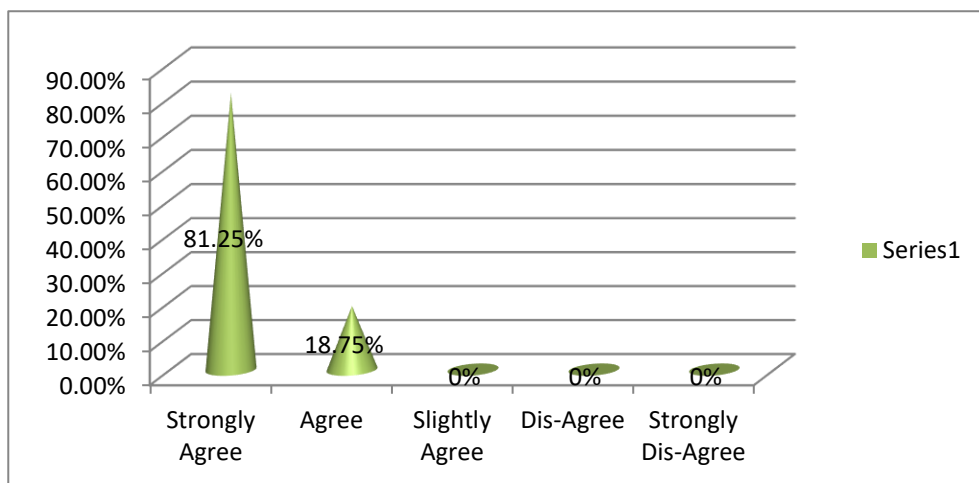
1) All learners have access to value-added program, including communication skills / soft skills All learners have access to

<b>Strongly Agree</b>	<b>Agree</b>	<b>Slightly Agree</b>	<b>Dis-Agree</b>	<b>Strongly Dis-Agree</b>
<b>87.50%</b>	<b>12.50%</b>	<b>0%</b>	<b>0%</b>	<b>0%</b>
<b>14</b>	<b>2</b>	<b>0</b>	<b>0</b>	<b>0%</b>



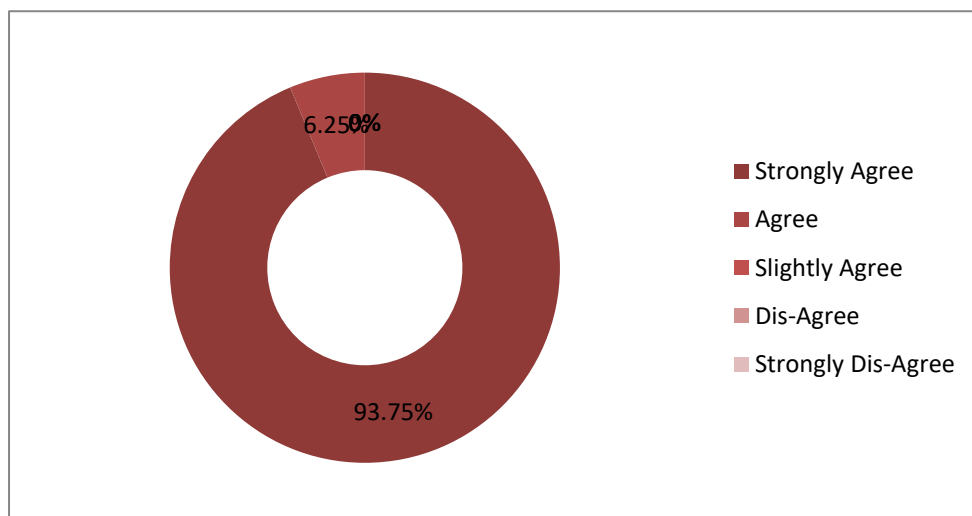
2) The Alumni Association convenes regular meetings The Alumni Association convenes regular meetings

<b>Strongly Agree</b>	<b>Agree</b>	<b>Slightly Agree</b>	<b>Dis-Agree</b>	<b>Strongly Dis-Agree</b>
<b>81.25%</b>	<b>18.75%</b>	<b>0%</b>	<b>0%</b>	<b>0%</b>
<b>13</b>	<b>3</b>	<b>0</b>	<b>0</b>	<b>0%</b>



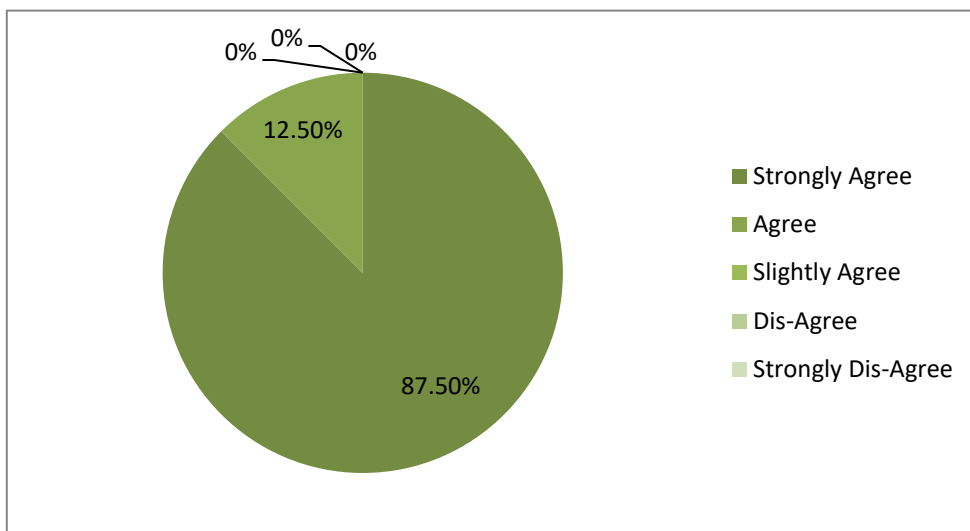
3) The institution has a mechanism for timely redressed of student grievances.

<b>Strongly Agree</b>	<b>Agree</b>	<b>Slightly Agree</b>	<b>Dis-Agree</b>	<b>Strongly Dis-Agree</b>
<b>93.75%</b>	<b>6.25%</b>	<b>0%</b>	<b>0%</b>	<b>0%</b>
<b>15</b>	<b>1</b>	<b>0</b>	<b>0</b>	<b>0%</b>



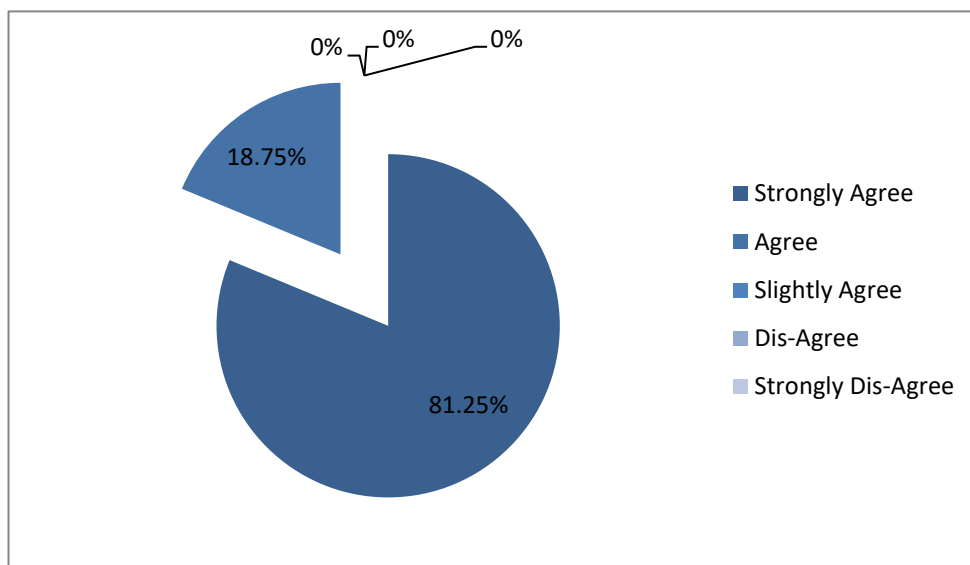
4) Adequate student welfare measures (scholarships, free ships, insurance, etc.) are provided by the institution

<b>Strongly Agree</b>	<b>Agree</b>	<b>Slightly Agree</b>	<b>Dis-Agree</b>	<b>Strongly Dis-Agree</b>
<b>87.50%</b>	<b>12.50%</b>	<b>0%</b>	<b>0%</b>	<b>0%</b>
<b>14</b>	<b>2</b>	<b>0</b>	<b>0</b>	<b>0%</b>



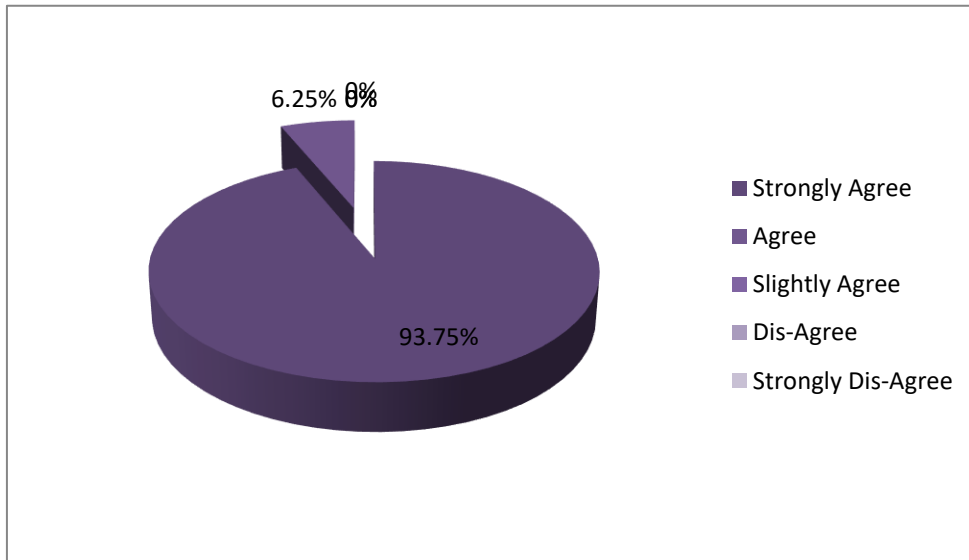
5) Student participation in co-curricular and extra-curricular activities at various levels is encouraged

<b>Strongly Agree</b>	<b>Agree</b>	<b>Slightly Agree</b>	<b>Dis-Agree</b>	<b>Strongly Dis-Agree</b>
<b>81.25%</b>	<b>18.75%</b>	<b>0%</b>	<b>0%</b>	<b>0%</b>
<b>13</b>	<b>3</b>	<b>0</b>	<b>0</b>	<b>0%</b>



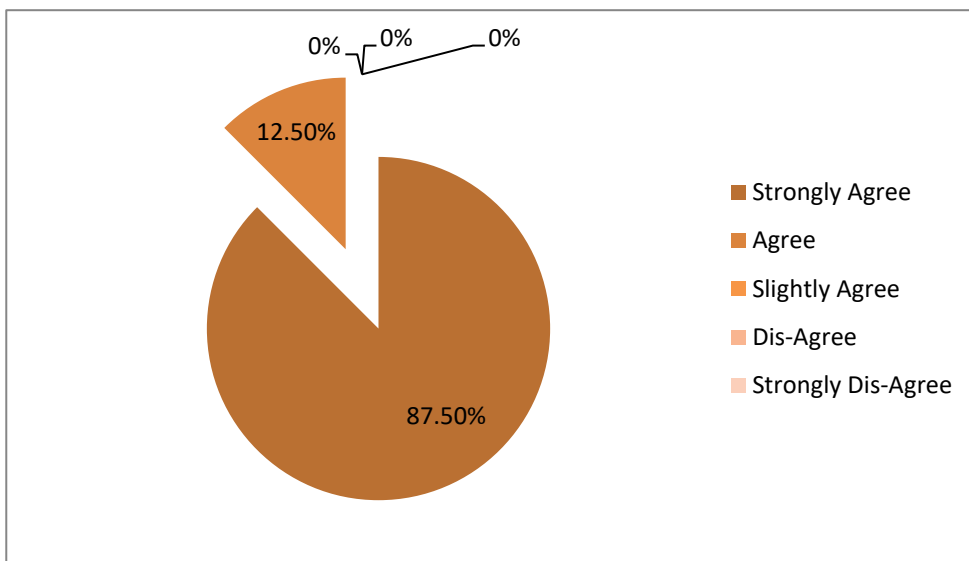
6) The institution has a placement cell which helps to identify job opportunities and develop entrepreneurship skills

<b>Strongly Agree</b>	<b>Agree</b>	<b>Slightly Agree</b>	<b>Dis-Agree</b>	<b>Strongly Dis-Agree</b>
<b>93.75%</b>	<b>6.25%</b>	<b>0%</b>	<b>0%</b>	<b>0%</b>
<b>15</b>	<b>1</b>	<b>0</b>	<b>0</b>	<b>0%</b>



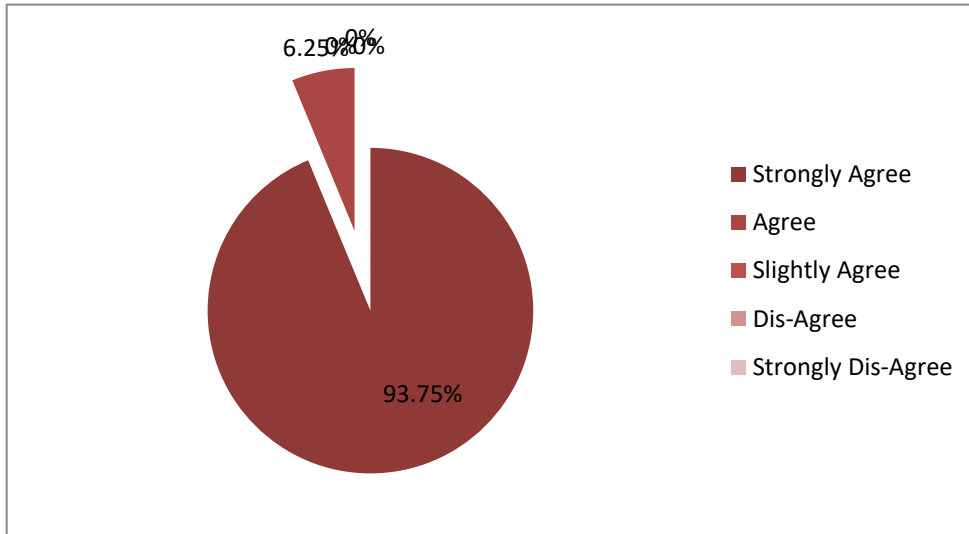
7) The institution has various committees for the holistic development of students

<b>Strongly Agree</b>	<b>Agree</b>	<b>Slightly Agree</b>	<b>Dis-Agree</b>	<b>Strongly Dis-Agree</b>
<b>87.50%</b>	<b>12.50%</b>	<b>0%</b>	<b>0%</b>	<b>0%</b>
<b>14</b>	<b>2</b>	<b>0</b>	<b>0</b>	<b>0%</b>



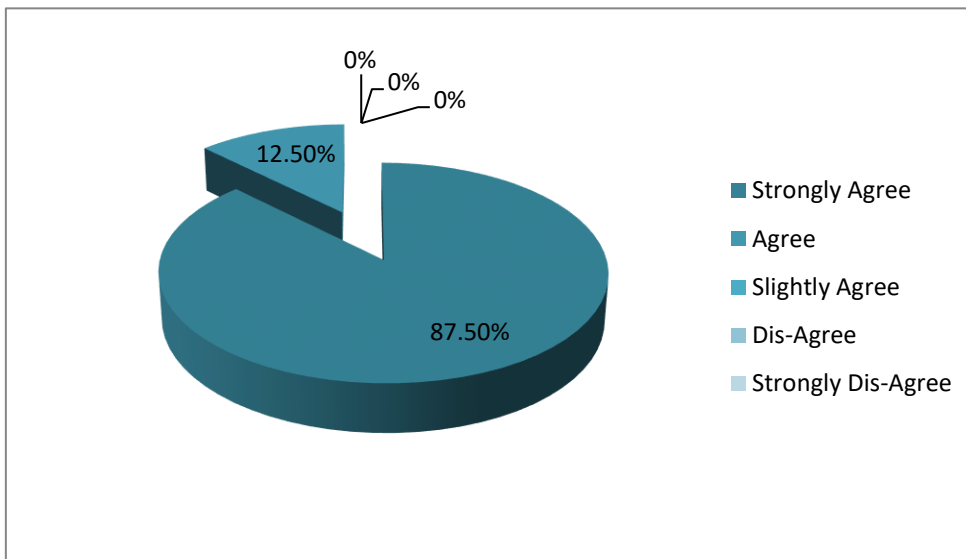
8) The institution has an anti-ragging committee which monitors student interactions effectively

<b>Strongly Agree</b>	<b>Agree</b>	<b>Slightly Agree</b>	<b>Dis-Agree</b>	<b>Strongly Dis-Agree</b>
<b>93.75%</b>	<b>6.25%</b>	<b>0%</b>	<b>0%</b>	<b>0%</b>
<b>15</b>	<b>1</b>	<b>0</b>	<b>0</b>	<b>0%</b>



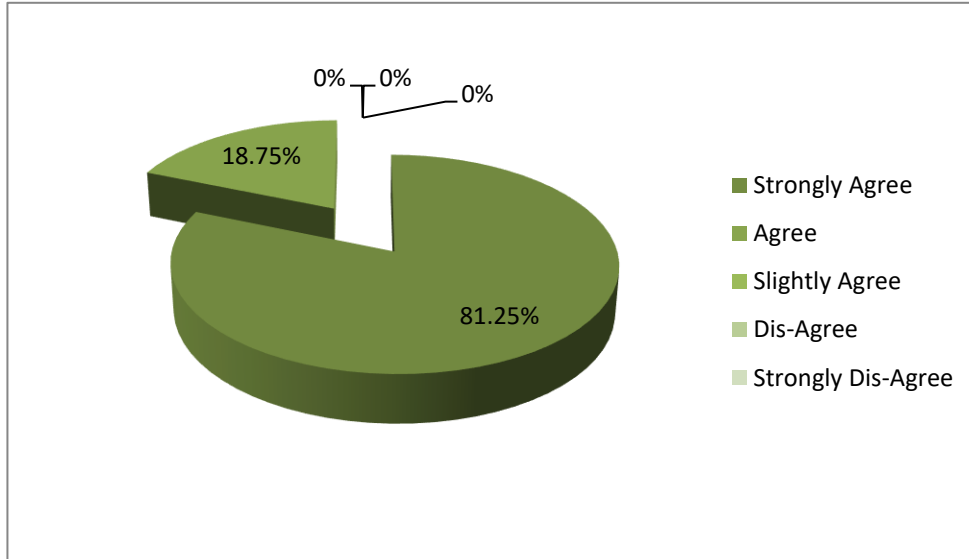
9) Students are represented on academic and administrative bodies of the institution

<b>Strongly Agree</b>	<b>Agree</b>	<b>Slightly Agree</b>	<b>Dis-Agree</b>	<b>Strongly Dis-Agree</b>
<b>87.50%</b>	<b>12.50%</b>	<b>0%</b>	<b>0%</b>	<b>0%</b>
<b>14</b>	<b>2</b>	<b>0</b>	<b>0</b>	<b>0%</b>



10) The progression of students in various program of the institution is regularly monitored

<b>Strongly Agree</b>	<b>Agree</b>	<b>Slightly Agree</b>	<b>Dis-Agree</b>	<b>Strongly Dis-Agree</b>
<b>81.25%</b>	<b>18.75%</b>	<b>0%</b>	<b>0%</b>	<b>0%</b>
<b>13</b>	<b>3</b>	<b>0</b>	<b>0</b>	<b>0%</b>



**Dr.Babasaheb Ambedkar Mahavidhyalaya, Amravati**

**Student Feedback Analysis**

**Session-2023-2024**

The analysis of responses received from the student respondent is presented in following table

Numbr of feedback form received :

**271**

<b>Sr No.</b>	<b>Parameters</b>	<b>Excellent</b>	<b>Very Good</b>	<b>Good</b>	<b>Average</b>	<b>Poor</b>
1	How do you rate the syllabus of the courses that you have studied in relation to the competencies expected out of the courses?	260	10	1	0	0
	<i>Percentage &gt;</i>	95.94	3.69	0.37	0	0
2	The syllabus focuses on employability skills	258	9	4	0	0
	<i>Percentage &gt;</i>	95.20	3.32	1.48	0	0
3	How do you rate the offering of the electives in terms of the irrelevance to the specialization streams?	262	7	2	0	0
	<i>Percentage &gt;</i>	96.68	2.58	0.74	0	0
4	How do you rate the College Infrastructure/Environment and Premises	255	12	4	0	0
	<i>Percentage &gt;</i>	94.10	4.43	1.48	0	0
5	How do you rate the availability of Library resources	266	4	1	0	0
	<i>Percentage &gt;</i>	98.15	1.48	0.37	0	0
6	The timings of the Library are convenient	263	7	1	0	0
	<i>Percentage &gt;</i>	97.05	2.58	0.37	0	0
7	How do you rate the Placement Training Period at the campus	252	15	4	0	0
	<i>Percentage &gt;</i>	92.99	5.54	1.48	0	0
8	How do you rate the college support participation in Sports activity?	259	11	1	0	0
	<i>Percentage &gt;</i>	95.57	4.06	0.37	0	0
9	How do you rate the Canteen services provided at the college campus	253	16	2	0	0
	<i>Percentage &gt;</i>	93.36	5.90	0.07	0	0
10	Suggestions (if any):					
	(a)					
	(b)					
	(c)					

**Dr.Babasaheb Ambedkar Mahavidhyalaya, Amravati**

**Student Feedback Analysis**

**Session-2022-2023**

The analysis of responses received from the student respondent is presented in following table

Numbr of feedback form received :

**125**

<b>Sr No.</b>	<b>Parameters</b>	<b>Excellent</b>	<b>Very Good</b>	<b>Good</b>	<b>Average</b>	<b>Poor</b>
1	Applicability/Relevance to real life situation and local developmental needs	118	6	1	0	0
	<i>Percentage &gt;</i>	94.40	4.80	0.80	0	0
2	Weightage given to employability	110	8	3	0	0
	<i>Percentage &gt;</i>	88.00	6.40	2.40	0	0
3	Weightage given to entrepreneurship	112	9	2	0	0
	<i>Percentage &gt;</i>	89.60	7.20	1.60	0	0
4	Weightage given to Skill Development	117	7	1	0	0
	<i>Percentage &gt;</i>	93.60	5.60	0.80	0	0
5	Weightage given to Project	122	2	1	0	0
	<i>Percentage &gt;</i>	97.60	1.60	0.80	0	0
6	Weightage given to Practical & Field Work component	117	6	1	0	0
	<i>Percentage &gt;</i>	93.60	4.80	0.80	0	0
7	Inclusion/Incorporation of latest advancement in the subject	115	8	2	0	0
	<i>Percentage &gt;</i>	92.00	6.40	1.60	0	0
8	Difficulty level of Course Content	108	14	3	0	0
	<i>Percentage &gt;</i>	86.40	11.20	2.40	0	0
9	Fulfillment of Learning Objectives	116	6	3	0	0
	<i>Percentage &gt;</i>	92.80	4.80	0.24	0	0
10	Level of Course Outcome	111	12	2	0	0
	<i>Percentage &gt;</i>	88.80	9.60	1.60	0	0
11	Weightage given to Learning values (in terms of Knowledge/ Concept/ Manual Skills/ Analytical Abilities & Broadening Perspective)	117	7	1	0	0
	<i>Percentage &gt;</i>	93.60	5.6	0.80	0	0
12	Quality, Clarity & Relevance of textual reading/ reference material/ study material	108	15	2	0	0
	<i>Percentage &gt;</i>	86.40	12.00	1.60	0	0
13	Creation of Interest to pursue higher education	114	10	1	0	0
	<i>Percentage &gt;</i>	91.2	8.00	0.8	0	0
14	Overall Rating	110	12	3	0	0
	<i>Percentage &gt;</i>	88	9.6	2.4	0	0

**Dr.Babasaheb Ambedkar Mahavidhyalaya, Amravati**

**Student Feedback Analysis**

**Session-2021-2022**

The analysis of responses received from the student respondent is presented in following table

Numbr of feedback form received :

**125**

<b>Sr No.</b>	<b>Parameters</b>	<b>Excellent</b>	<b>Very Good</b>	<b>Good</b>	<b>Average</b>	<b>Poor</b>
1	Applicability/Relevance to real life situation and local developmental needs	120	4	1	0	0
	<i>Percentage &gt;</i>	96.00	3.20	0.80	0	0
2	Weightage given to employability	114	9	2	0	0
	<i>Percentage &gt;</i>	91.20	7.20	1.60	0	0
3	Weightage given to entrepreneurship	109	12	4	0	0
	<i>Percentage &gt;</i>	87.20	9.60	3.20	0	0
4	Weightage given to Skill Development	119	5	1	0	0
	<i>Percentage &gt;</i>	95.20	4.00	0.80	0	0
5	Weightage given to Project	118	5	2	0	0
	<i>Percentage &gt;</i>	94.40	4.00	1.60	0	0
6	Weightage given to Practical & Field Work component	118	6	1	0	0
	<i>Percentage &gt;</i>	94.40	4.80	0.80	0	0
7	Inclusion/Incorporation of latest advancement in the subject	117	6	2	0	0
	<i>Percentage &gt;</i>	93.60	4.80	1.60	0	0
8	Difficulty level of Course Content	115	8	2	0	0
	<i>Percentage &gt;</i>	92.00	6.40	1.60	0	0
9	Fulfillment of Learning Objectives	120	3	2	0	0
	<i>Percentage &gt;</i>	96.00	2.40	0.16	0	0
10	Level of Course Outcome	115	8	2	0	0
	<i>Percentage &gt;</i>	92.00	6.40	1.60	0	0
11	Weightage given to Learning values (in terms of Knowledge/ Concept/ Manual Skills/ Analytical Abilities & Broadening Perspective)	117	7	1	0	0
	<i>Percentage &gt;</i>	93.60	5.60	0.80	0	0
12	Quality, Clarity & Relevance of textual reading/ reference material/ study material	108	12	2	0	0
	<i>Percentage &gt;</i>	86.40	9.60	1.60	0	0
13	Creation of Interest to pursue higher education	114	9	2	0	0
	<i>Percentage &gt;</i>	91.2	7.20	1.60	0	0
14	Overall Rating	112	11	2	0	0
	<i>Percentage &gt;</i>	89.60	8.80	1.60	0	0

**Dr.Babasaheb Ambedkar Mahavidhyalaya, Amravati**

**Student Feedback Analysis**

**Session-2020-2021**

The analysis of responses received from the student respondent is presented in following table

Numbr of feedback form received :

**120**

<b>Sr No.</b>	<b>Parameters</b>	<b>Excellent</b>	<b>Very Good</b>	<b>Good</b>	<b>Average</b>	<b>Poor</b>
1	Applicability/Relevance to real life situation and local developmental needs	113	5	2	0	0
	<i>Percentage &gt;</i>	94.17	4.17	1.67	0	0
2	Weightage given to employability	109	9	2	0	0
	<i>Percentage &gt;</i>	90.83	7.50	1.67	0	0
3	Weightage given to entrepreneurship	105	11	4	0	0
	<i>Percentage &gt;</i>	87.50	9.17	3.33	0	0
4	Weightage given to Skill Development	116	3	1	0	0
	<i>Percentage &gt;</i>	96.67	2.50	0.83	0	0
5	Weightage given to Project	118	1	1	0	0
	<i>Percentage &gt;</i>	98.33	0.83	0.83	0	0
6	Weightage given to Practical & Field Work component	111	8	1	0	0
	<i>Percentage &gt;</i>	92.50	6.67	0.83	0	0
7	Inclusion/Incorporation of latest advancement in the subject	105	11	4	0	0
	<i>Percentage &gt;</i>	87.50	9.17	3.33	0	0
8	Difficulty level of Course Content	103	14	3	0	0
	<i>Percentage &gt;</i>	85.83	11.67	2.50	0	0
9	Fulfillment of Learning Objectives	102	15	3	0	0
	<i>Percentage &gt;</i>	85.00	12.50	2.50	0	0
10	Level of Course Outcome	113	4	3	0	0
	<i>Percentage &gt;</i>	94.17	3.33	2.50	0	0
11	Weightage given to Learning values (in terms of Knowledge/ Concept/ Manual Skills/ Analytical Abilities & Broadening Perspective)	112	5	3	0	0
	<i>Percentage &gt;</i>	93.33	4.17	2.50	0	0
12	Quality, Clarity & Relevance of textual reading/ reference material/ study material	118	1	1	0	0
	<i>Percentage &gt;</i>	98.33	0.83	0.83	0	0
13	Creation of Interest to pursue higher education	111	8	1	0	0
	<i>Percentage &gt;</i>	92.50	6.67	0.83	0	0
14	Overall Rating	113	6	1	0	0
	<i>Percentage &gt;</i>	94.17	5.00	0.83	0	0

**Dr.Babasaheb Ambedkar Mahavidhyalaya, Amravati**

**Student Feedback Analysis**

**Session-2019-2020**

The analysis of responses received from the student respondent is presented in following table

Numbr of feedback form received :

**110**

<b>Sr No.</b>	<b>Parameters</b>	<b>Excellent</b>	<b>Very Good</b>	<b>Good</b>	<b>Average</b>	<b>Poor</b>
1	Applicability/Relevance to real life situation and local developmental needs	105	3	2	0	0
	<i>Percentage &gt;</i>	95.45	2.73	1.82	0	0
2	Weightage given to employability	108	1	1	0	0
	<i>Percentage &gt;</i>	98.18	0.91	0.91	0	0
3	Weightage given to entrepreneurship	101	8	1	0	0
	<i>Percentage &gt;</i>	91.82	7.27	0.91	0	0
4	Weightage given to Skill Development	106	3	1	0	0
	<i>Percentage &gt;</i>	96.36	2.73	0.91	0	0
5	Weightage given to Project	103	5	2	0	0
	<i>Percentage &gt;</i>	93.64	4.55	1.82	0	0
6	Weightage given to Practical & Field Work component	108	1	1	0	0
	<i>Percentage &gt;</i>	98.18	0.91	0.91	0	0
7	Inclusion/Incorporation of latest advancement in the subject	102	7	1	0	0
	<i>Percentage &gt;</i>	92.73	6.36	0.91	0	0
8	Difficulty level of Couese Content	107	2	1	0	0
	<i>Percentage &gt;</i>	97.27	1.82	0.91	0	0
9	Fulfillment of Learning Objectives	103	4	3	0	0
	<i>Percentage &gt;</i>	93.64	3.64	2.73	0	0
10	Level of Course Outcome	101	8	1	0	0
	<i>Percentage &gt;</i>	91.82	7.27	0.91	0	0
11	Weightage given to Learning values (in terms of Knowledge/ Concept/ Manual Skills/ Analytical Abilities & Broadening Perspective)	104	4	2	0	0
	<i>Percentage &gt;</i>	94.55	3.64	1.82	0	0
12	Quality, Clarity & Relevance of textual reading/ reference material/ study material	103	6	1	0	0
	<i>Percentage &gt;</i>	93.64	5.45	0.91	0	0
13	Creation of Interest to persue higher education	105	3	2	0	0
	<i>Percentage &gt;</i>	95.45	2.73	1.82	0	0
14	Overall Rating	102	7.00	1	0	0
	<i>Percentage &gt;</i>	92.73	6.36	0.91	0	0

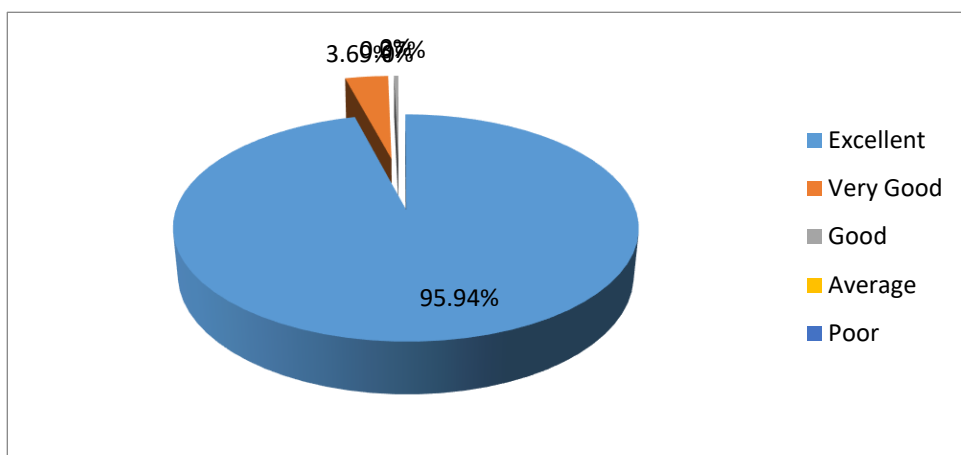
**Dr.Babasaheb Ambedkar Mahavidhyalaya, Amravati**

**Student Feedback Analysis**

**Session-2023-2024**

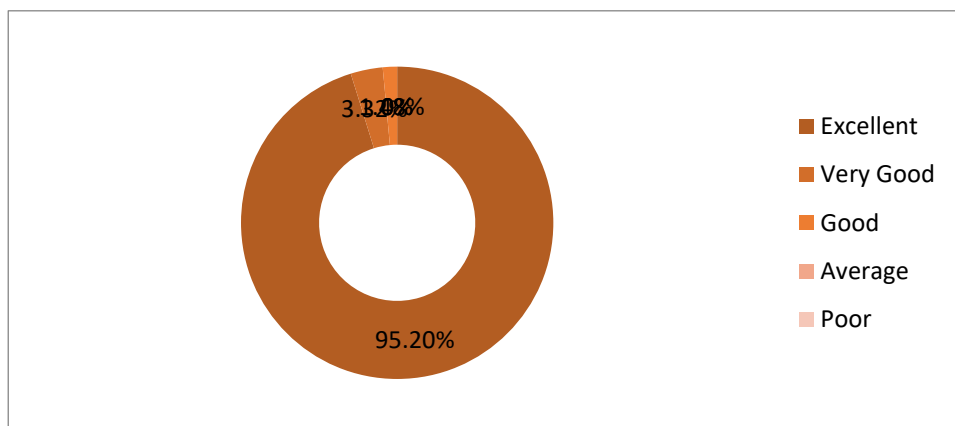
1) How do you rate the syllabus of the courses that you have studied in relation to the competencies expected out of the course?

<b>Excellent</b>	<b>Very Good</b>	<b>Good</b>	<b>Average</b>	<b>Poor</b>
95.94%	3.69%	0.37%	0%	0%
260	10	1	0	0%



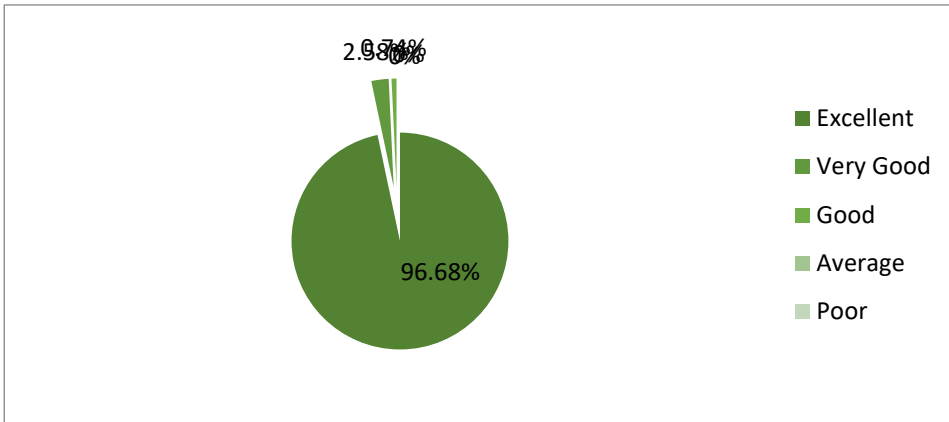
2) The syllabus focuses on employability skills

<b>Excellent</b>	<b>Very Good</b>	<b>Good</b>	<b>Average</b>	<b>Poor</b>
95.20%	3.32%	1.48%	0%	0%
258	9	4	0	0



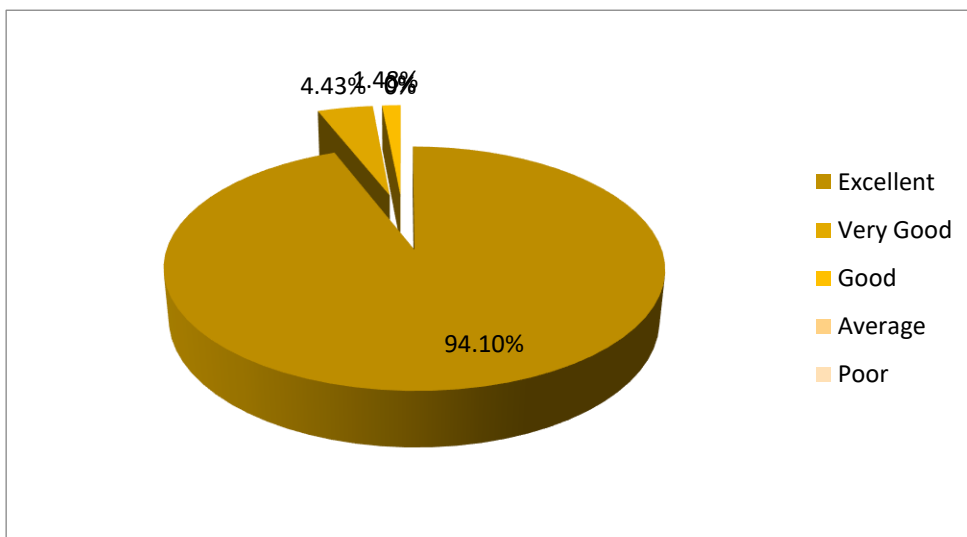
3) How do you rate the offering of the electives in terms of the irrelevance to the specialization streams?

Excellent	Very Good	Good	Average	Poor
96.68%	2.58%	0.74%	0%	0%
262	7	2	0	0



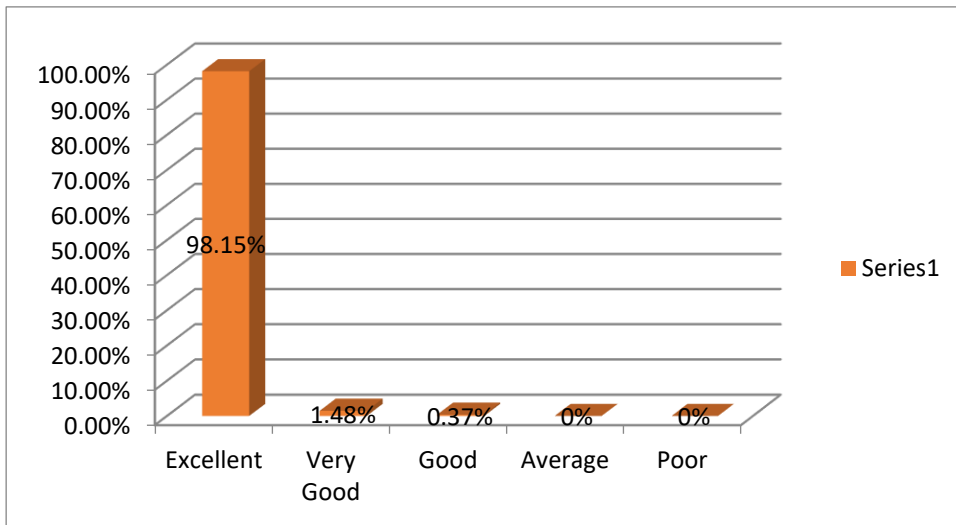
4) How do you rate the College Infrastructure/Environment and Premises

Excellent	Very Good	Good	Average	Poor
94.10%	4.43%	1.48%	0%	0%
255	12	4	0	0



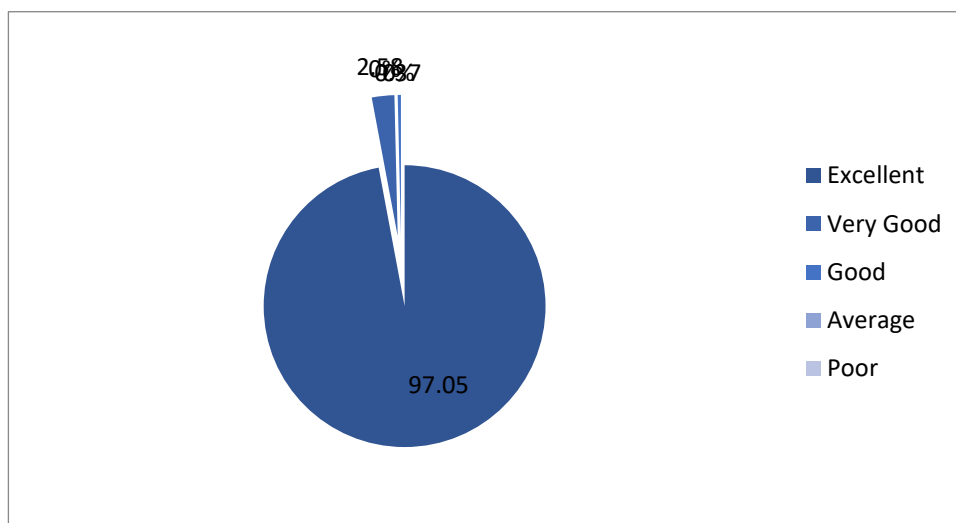
5) How do you rate the availability of Library resources

Excellent	Very Good	Good	Average	Poor
98.15%	1.48%	0.37%	0%	0%
266	4	1	0	0



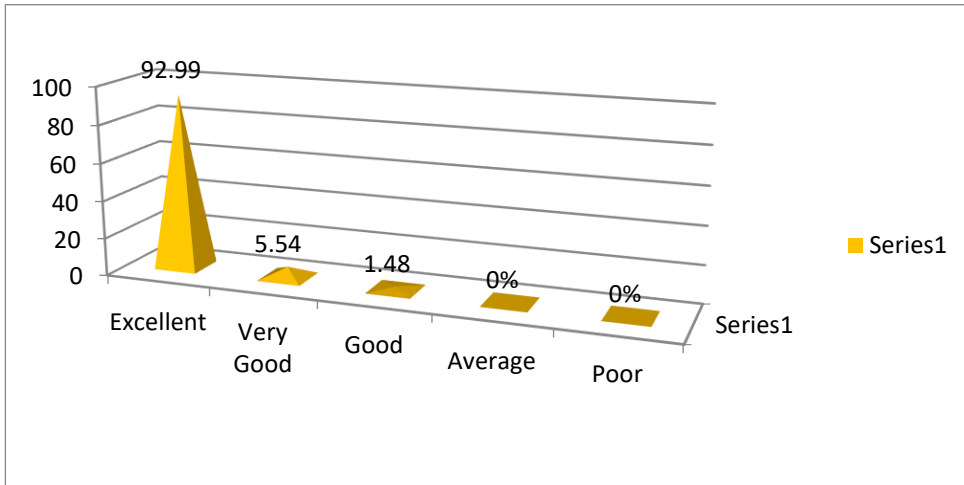
6) The timings of the Library are convenient

Excellent	Very Good	Good	Average	Poor
97.05	2.58	0.37	0%	0%
263	7	1	0	0



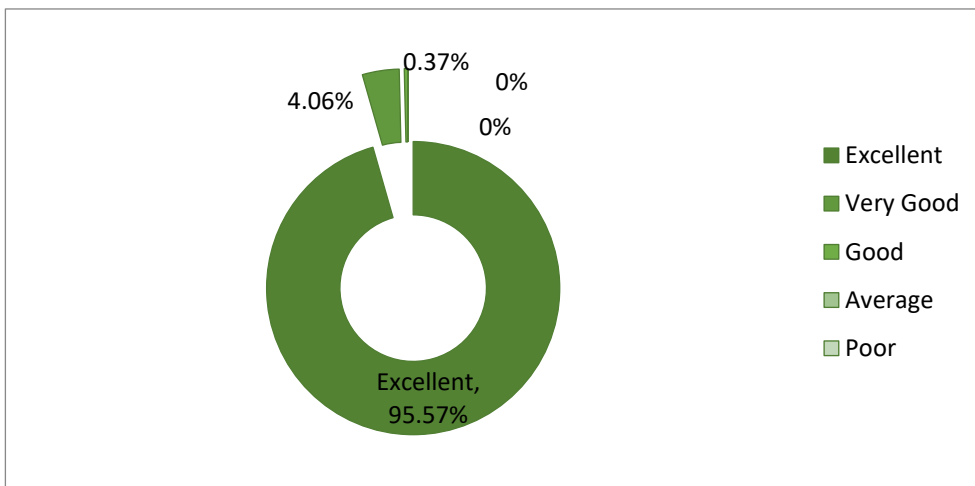
7) How do you rate the Placement Training Period at the campus

Excellent	Very Good	Good	Average	Poor
92.99	5.54	1.48	0%	0%
252	15	4	0	0



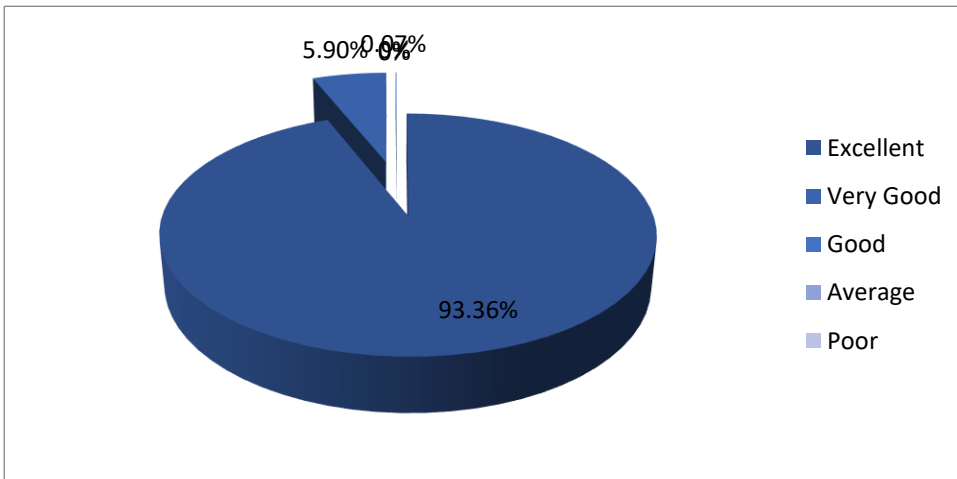
8) How do you rate the college support participation in Sports activity?

Excellent	Very Good	Good	Average	Poor
95.57%	4.06%	0.37%	0%	0%
259	11	1	0	0



9) How do you rate the Canteen services provided at the college campus

<b>Excellent</b>	<b>Very Good</b>	<b>Good</b>	<b>Average</b>	<b>Poor</b>
93.36%	5.90%	0.07%	0%	0%
253	16	2	0	0



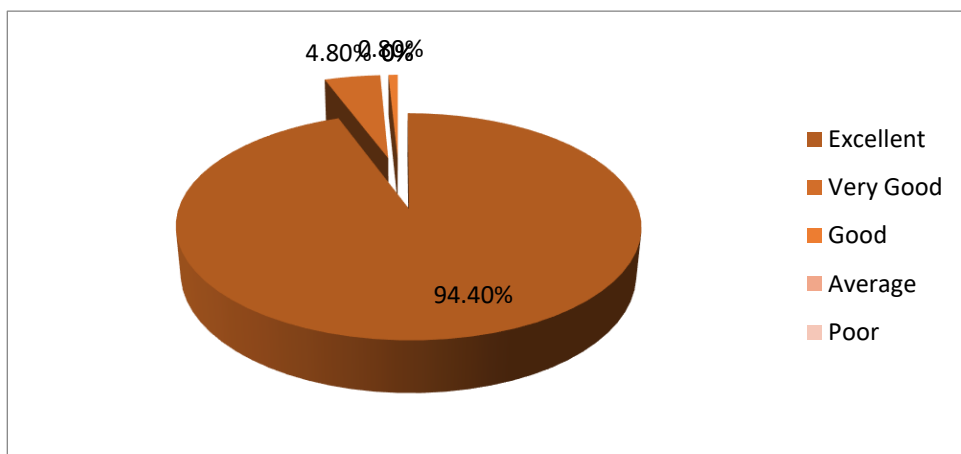
**Dr.Babasaheb Ambedkar Mahavidhyalaya, Amravati**

**Student Feedback Analysis**

**Session-2022-2023**

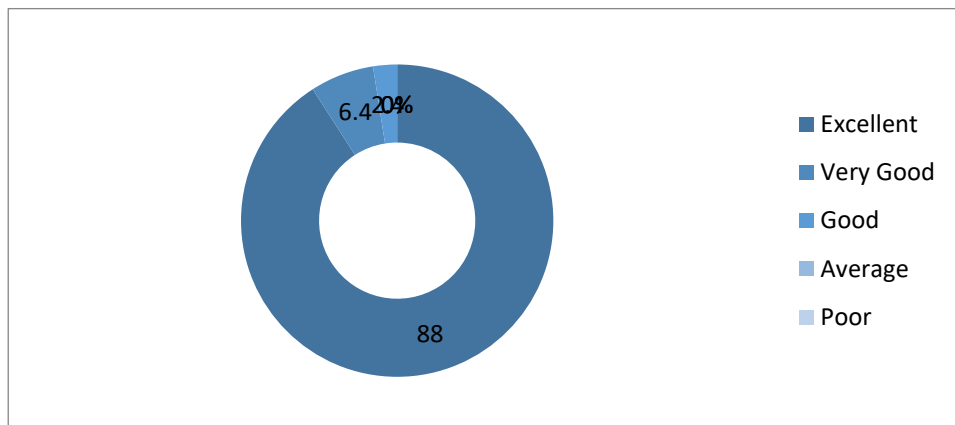
1) Applicability/Relevance to real life situation and local developmental needs

<b>Excellent</b>	<b>Very Good</b>	<b>Good</b>	<b>Average</b>	<b>Poor</b>
94.40%	4.80%	0.80%	0%	0%
118	6	1	0	0



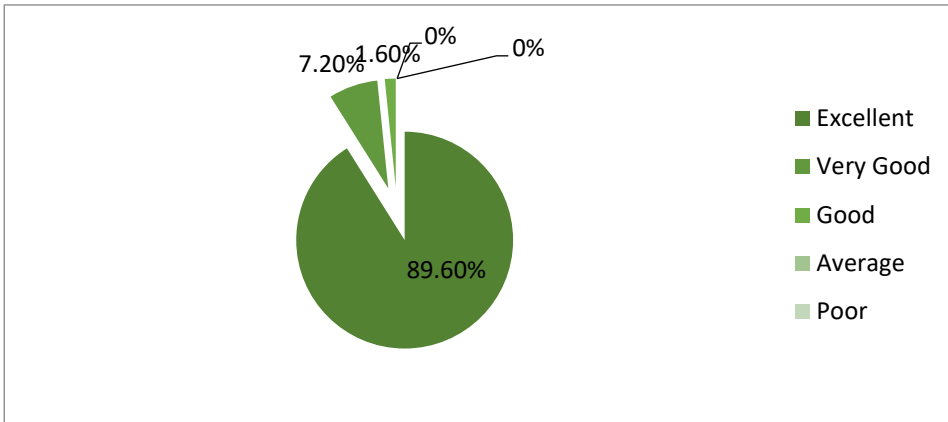
2) Weightage given to employability

<b>Excellent</b>	<b>Very Good</b>	<b>Good</b>	<b>Average</b>	<b>Poor</b>
88	6.4	2.4	0%	0%
110	8	3	0	0



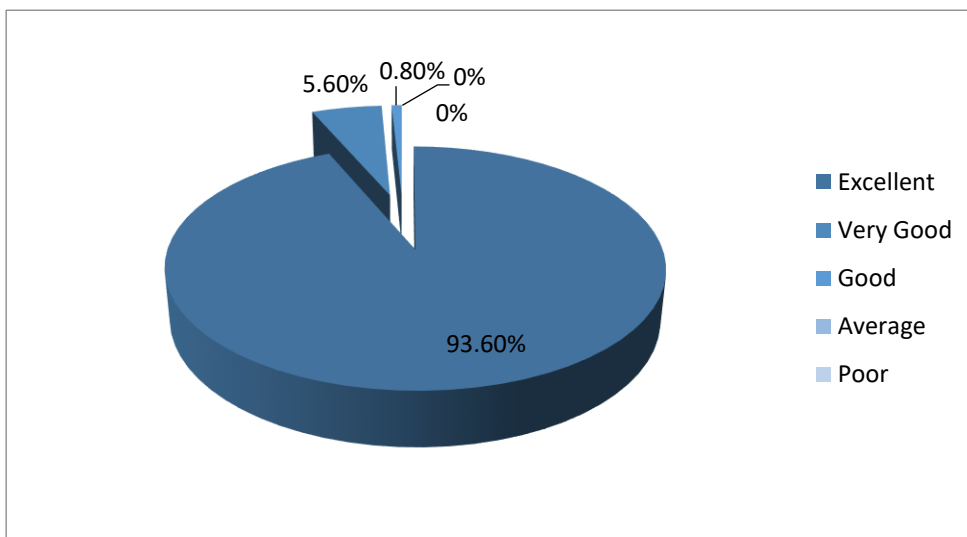
### 3) Weightage given to entrepreneurship

Excellent	Very Good	Good	Average	Poor
89.60%	7.20%	1.60%	0%	0%
112	9	2	0	0



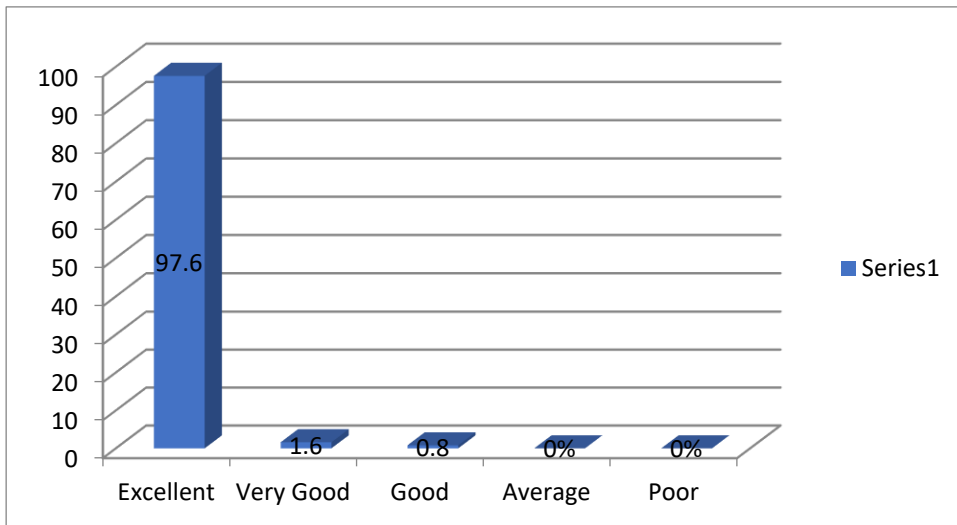
### 4) Weightage given to Skill Development

Excellent	Very Good	Good	Average	Poor
93.60%	5.60%	0.80%	0%	0%
117	7	1	0	0



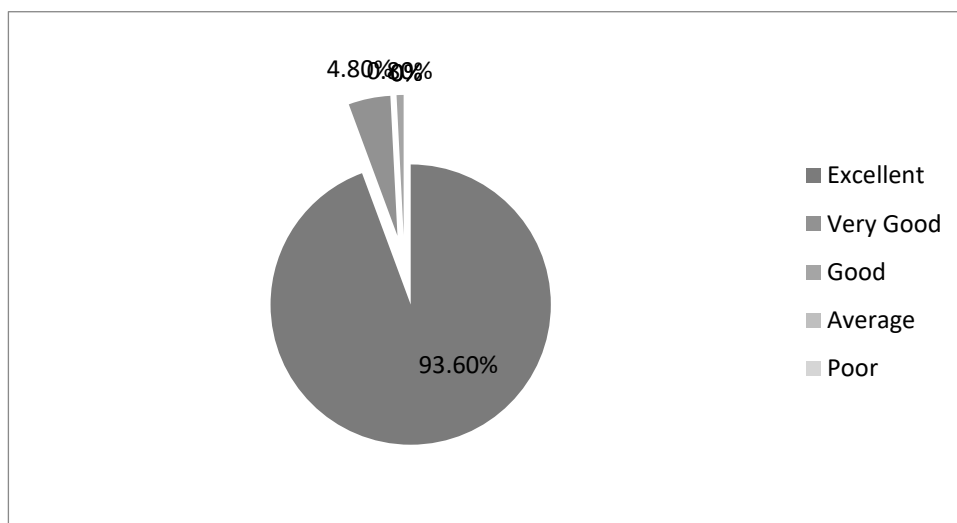
5) Weightage given to Project

Excellent	Very Good	Good	Average	Poor
97.6	1.6	0.8	0%	0%
122	2	1	0	0



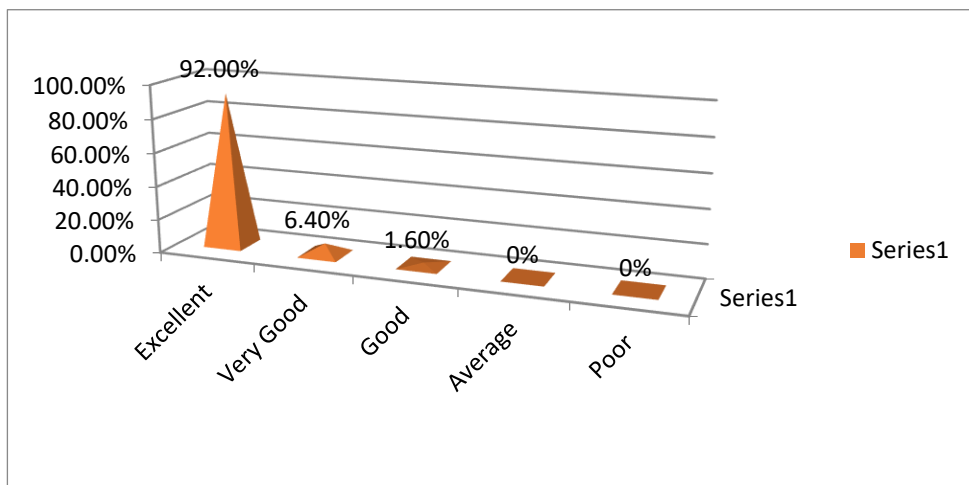
6) Weightage given to Practical & Field Work component

Excellent	Very Good	Good	Average	Poor
93.60%	4.80%	0.80%	0%	0%
117	6	1	0	0



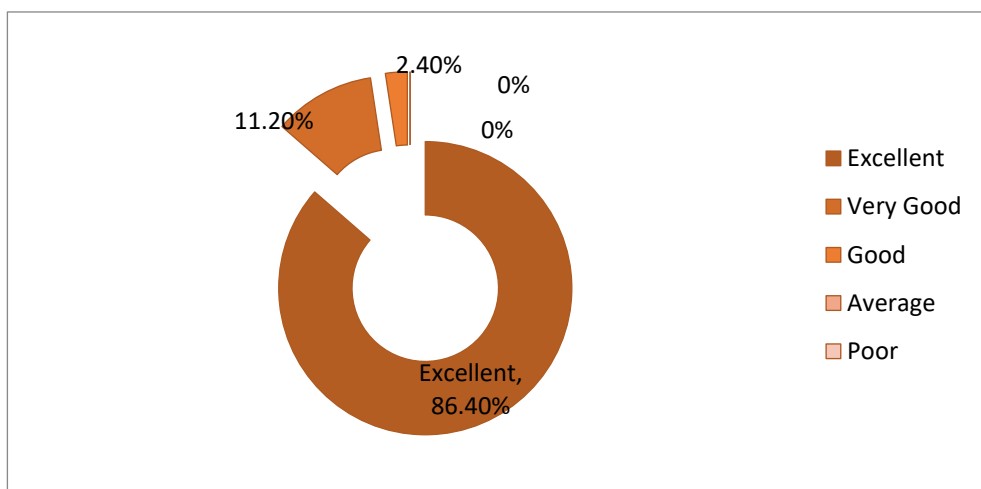
7) Inclusion/Incorporation of latest advancement in the subject

Excellent	Very Good	Good	Average	Poor
92.00%	6.40%	1.60%	0%	0%
115	8	2	0	0



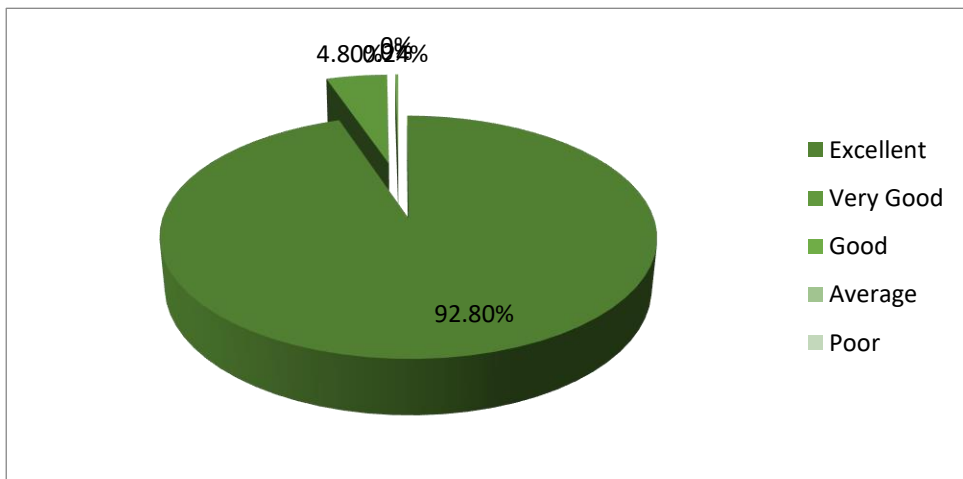
8) Difficulty level of Couese Content

Excellent	Very Good	Good	Average	Poor
86.40%	11.20%	2.40%	0%	0%
108	14	3	0	0



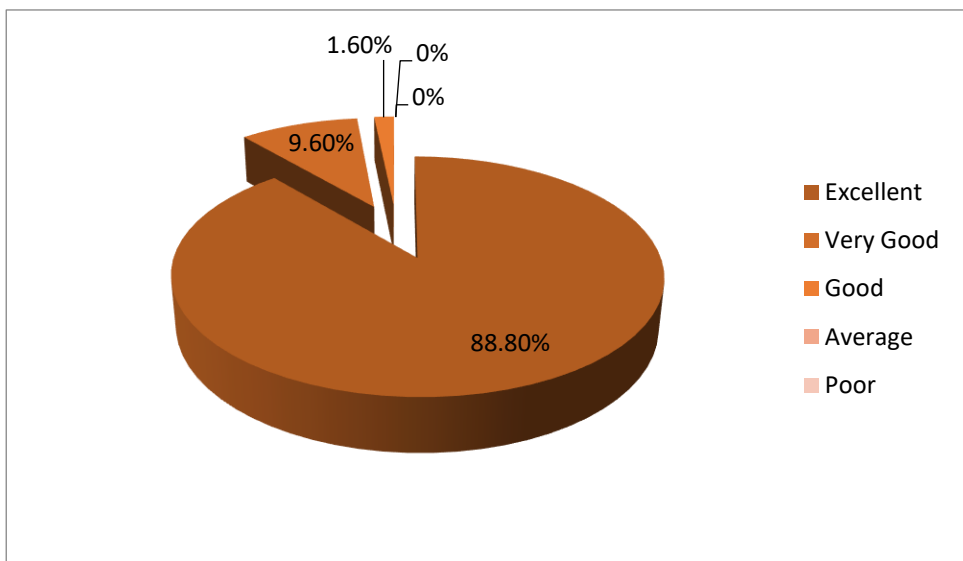
9) Fulfillment of Learning Objectives

Excellent	Very Good	Good	Average	Poor
92.80%	4.80%	0.24%	0%	0%
116	6	3	0	0



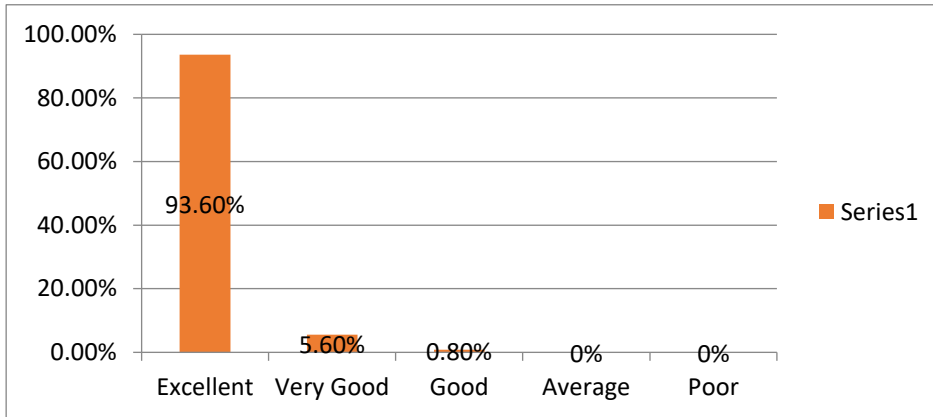
10) Level of Course Outcome

Excellent	Very Good	Good	Average	Poor
88.80%	9.60%	1.60%	0%	0%
111	12	2	0	0



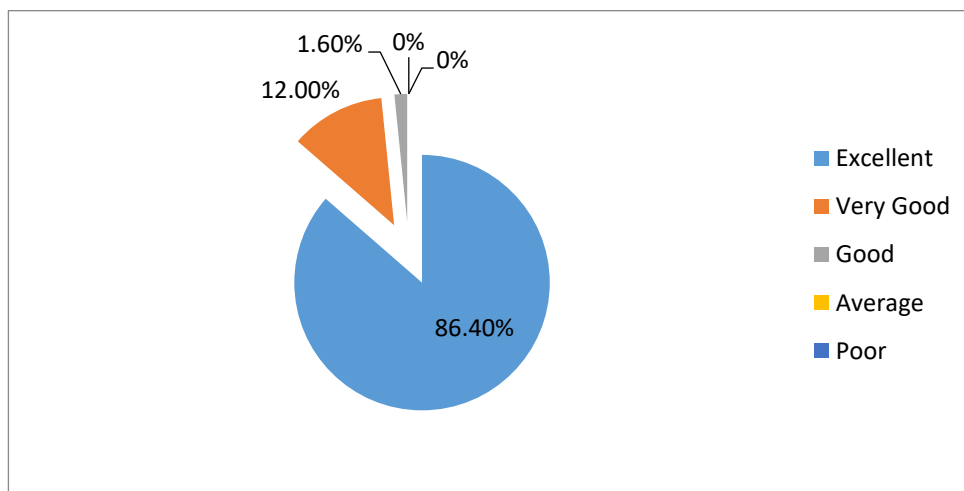
11) Weightage given to Learning Values (In terms of Knowledge/ Concept/ Manual Skills/ Analytical Abilities & Broadening Perspective)

Excellent	Very Good	Good	Average	Poor
93.60%	5.60%	0.80%	0%	0%
117	7	1	0	0



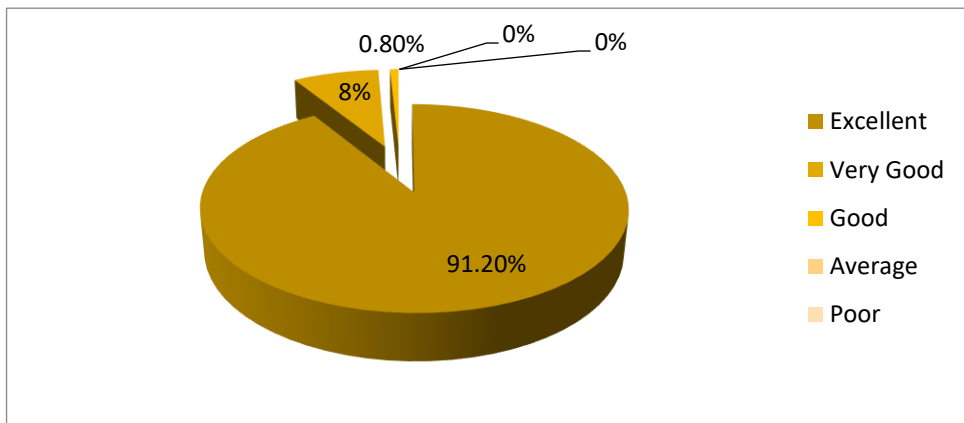
12) Quality, Clarity & Relevance of textual reading/ reference material/ study material

Excellent	Very Good	Good	Average	Poor
86.40%	12.00%	1.60%	0%	0%
108	15	2	0	0



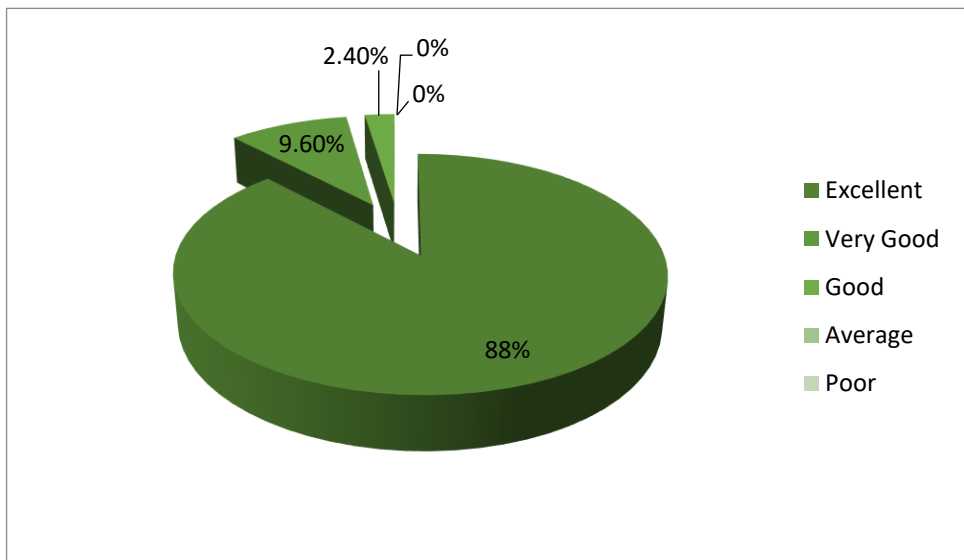
13) Creation of Interest to persue higher education

Excellent	Very Good	Good	Average	Poor
91.20%	8%	0.80%	0%	0%
114	10	1	0	0



14) Overall Rating

Excellent	Very Good	Good	Average	Poor
88%	9.60%	2.40%	0%	0%
110	12	3	0	0



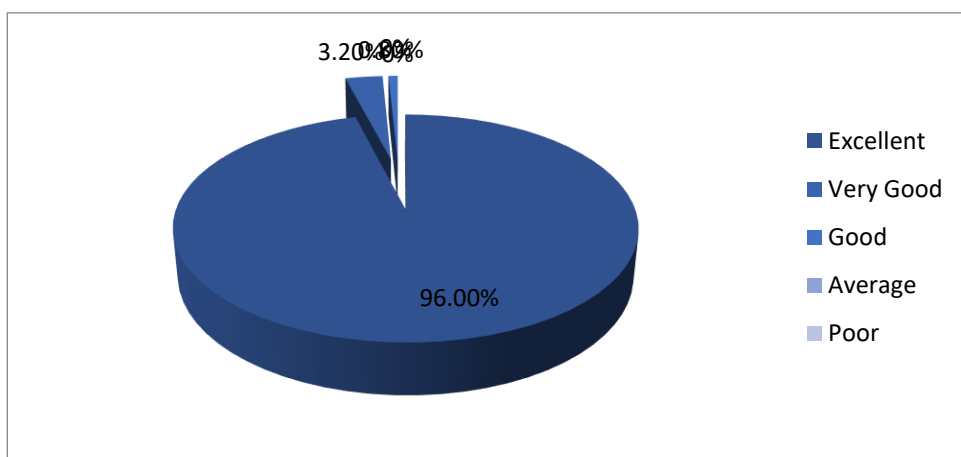
**Dr.Babasaheb Ambedkar Mahavidhyalaya, Amravati**

**Student Feedback Analysis**

**Session-2021-2022**

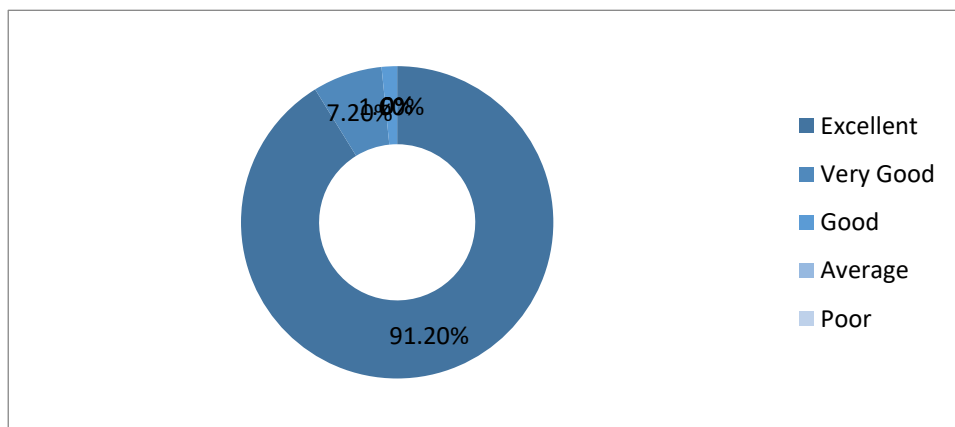
1) Applicability/Relevance to real life situation and local developmental needs

<b>Excellent</b>	<b>Very Good</b>	<b>Good</b>	<b>Average</b>	<b>Poor</b>
96.00%	3.20%	0.80%	0%	0%
120	4	1	0	0



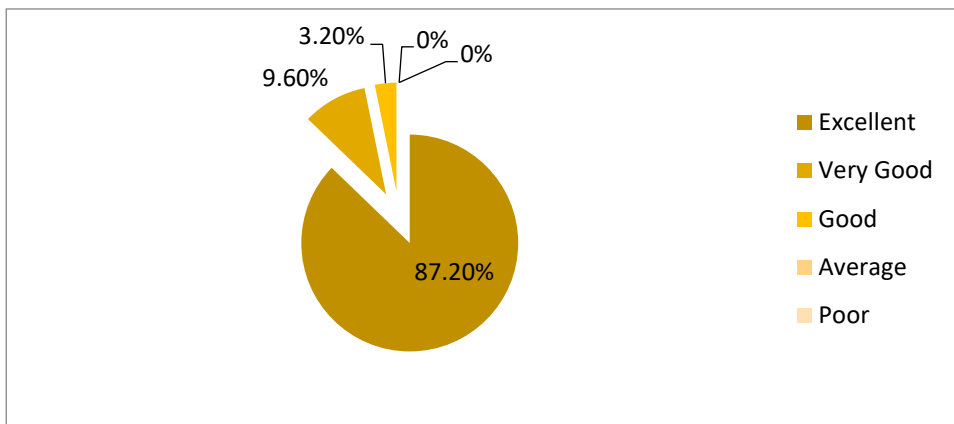
2) Weightage given to employability

<b>Excellent</b>	<b>Very Good</b>	<b>Good</b>	<b>Average</b>	<b>Poor</b>
91.20%	7.20%	1.60%	0%	0%
114	9	2	0	0



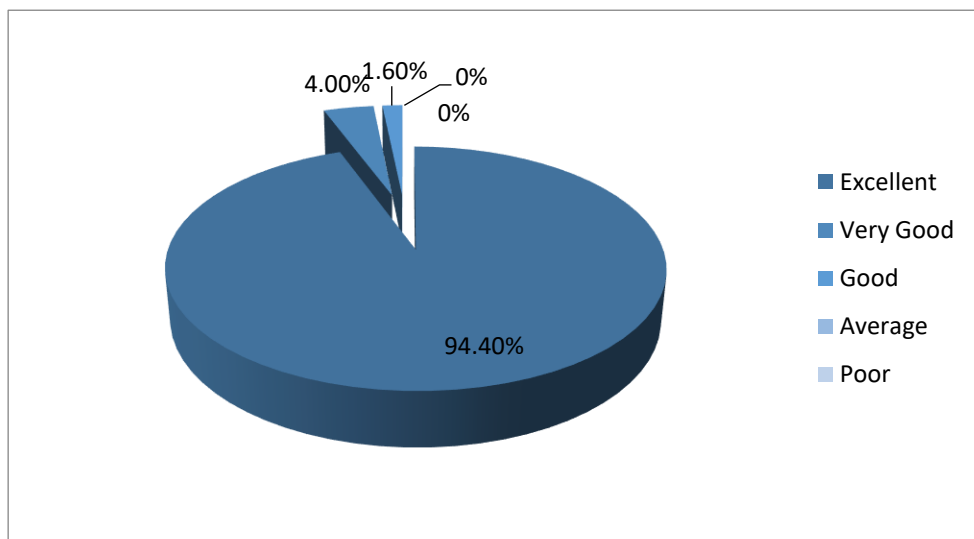
### 3) Weightage given to entrepreneurship

Excellent	Very Good	Good	Average	Poor
87.20%	9.60%	3.20%	0%	0%
109	12	4	0	0



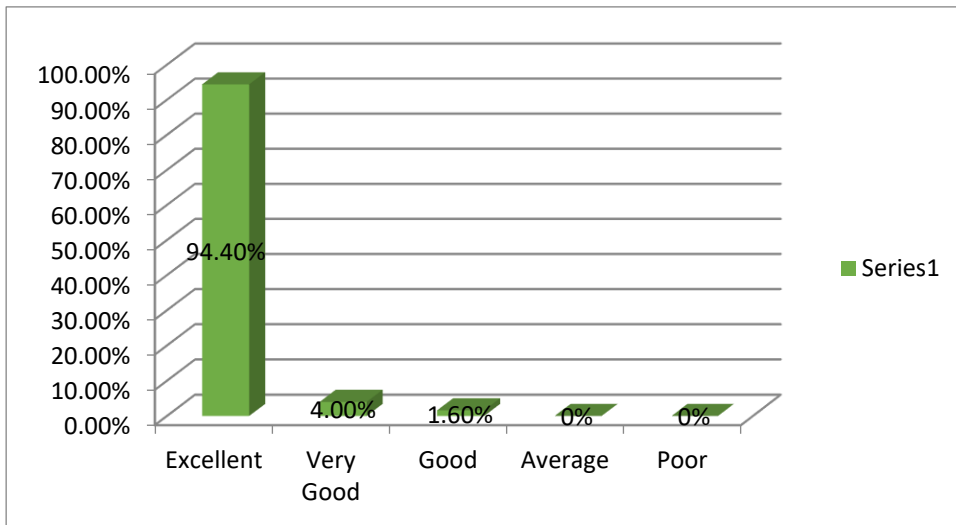
### 4) Weightage given to Skill Development

Excellent	Very Good	Good	Average	Poor
94.40%	4.00%	1.60%	0%	0%
118	5	2	0	0



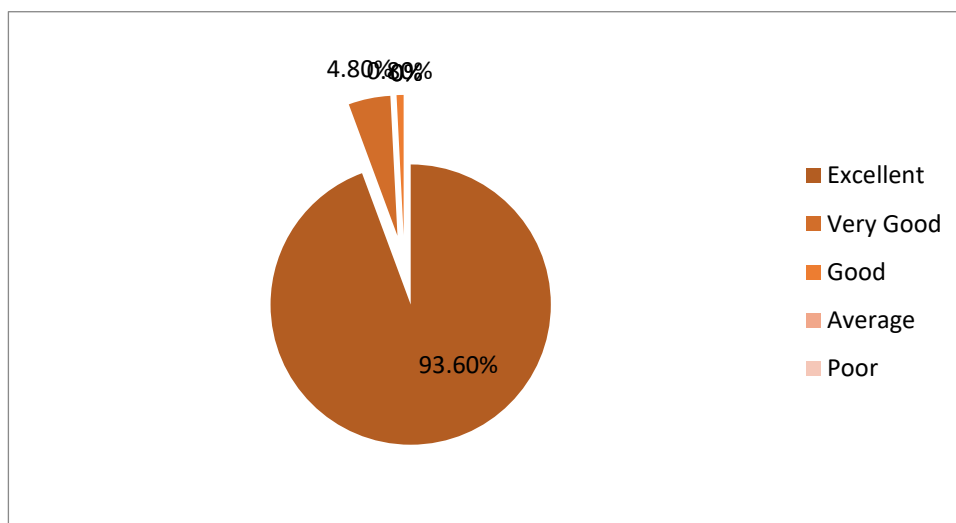
### 5) Weightage given to Project

Excellent	Very Good	Good	Average	Poor
94.40%	4.00%	1.60%	0%	0%
118	5	2	0	0



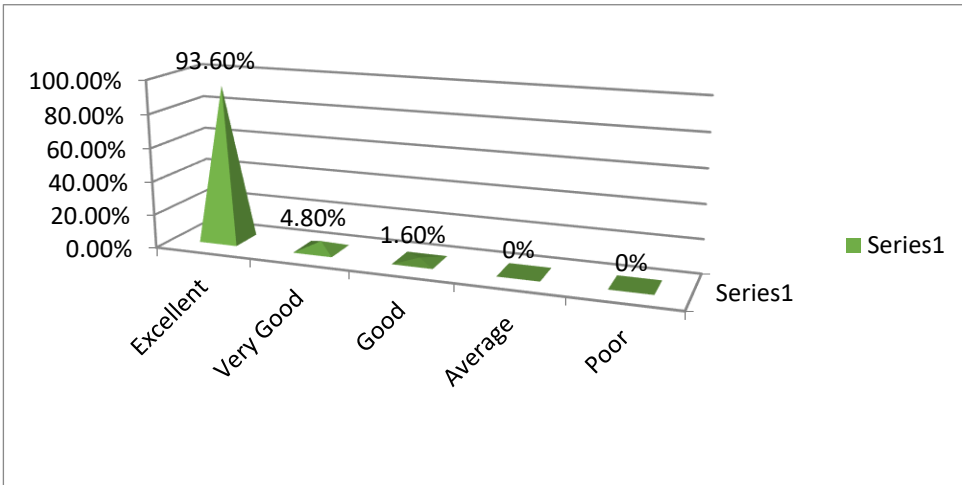
### 6) Weightage given to Practical & Field Work component

Excellent	Very Good	Good	Average	Poor
93.60%	4.80%	0.80%	0%	0%
117	6	1	0	0



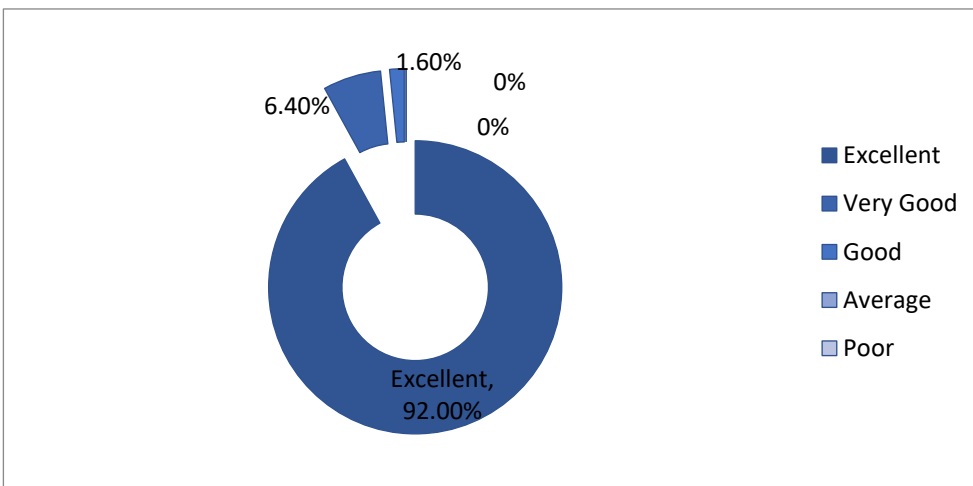
7) Inclusion/Incorporation of latest advancement in the subject

Excellent	Very Good	Good	Average	Poor
93.60%	4.80%	1.60%	0%	0%
117	6	2	0	0



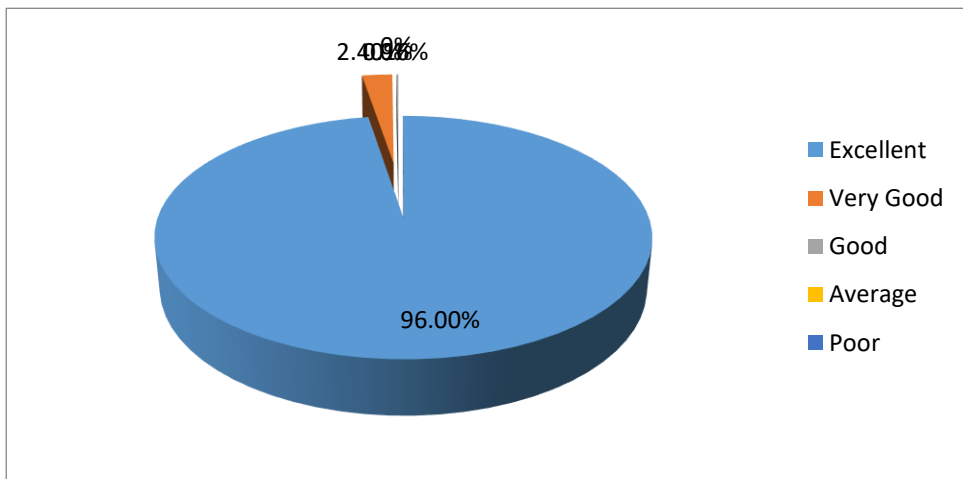
8) Difficulty level of Course Content

Excellent	Very Good	Good	Average	Poor
92.00%	6.40%	1.60%	0%	0%
115	8	2	0	0



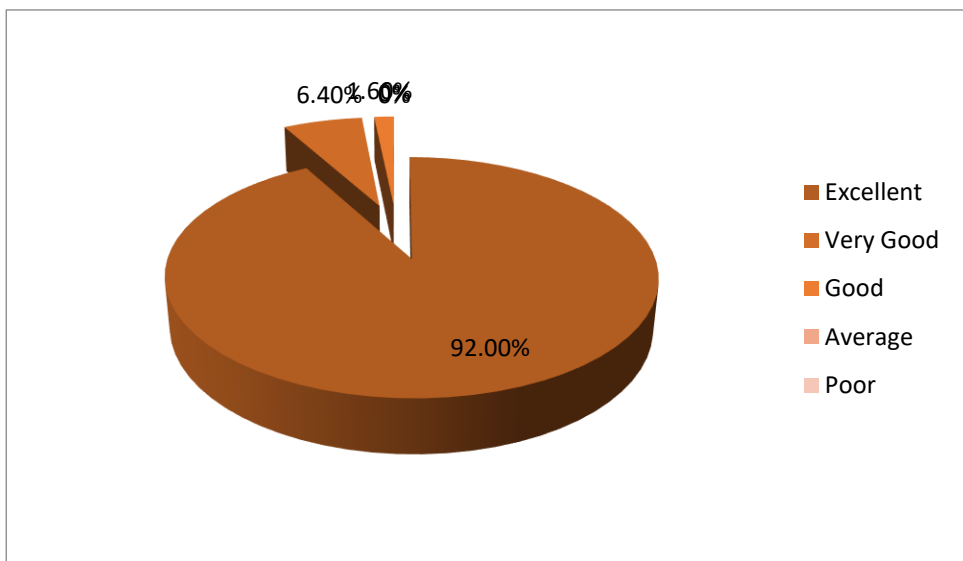
### 9) Fulfillment of Learning Objectives

Excellent	Very Good	Good	Average	Poor
96.00%	2.40%	0.16%	0%	0%
120	3	2	0	0



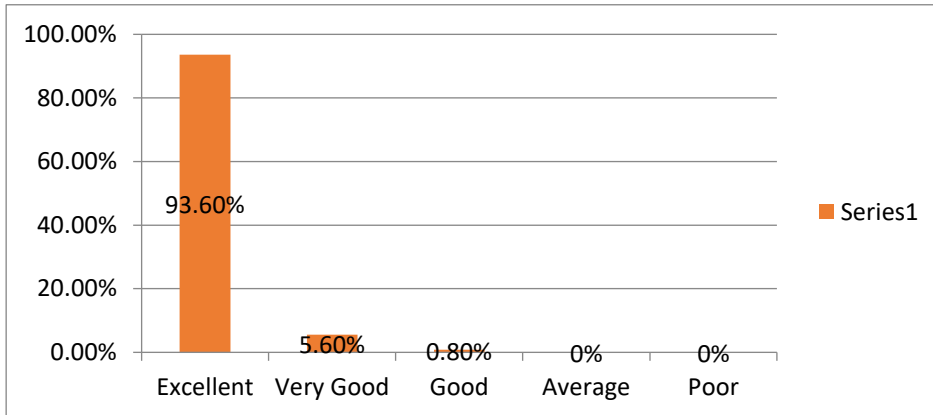
### 10) Level of Course Outcome

Excellent	Very Good	Good	Average	Poor
92.00%	6.40%	1.60%	0%	0%
115	8	2	0	0



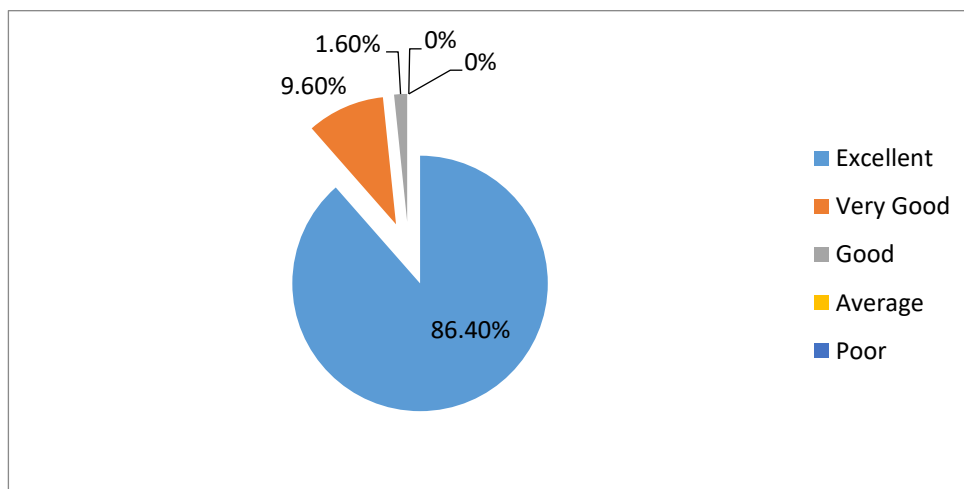
11) Weightage given to Learning Values (In terms of Knowledge/ Concept/ Manual Skills/ Analytical Abilities & Broadening Perspective)

Excellent	Very Good	Good	Average	Poor
93.60%	5.60%	0.80%	0%	0%
117	7	1	0	0



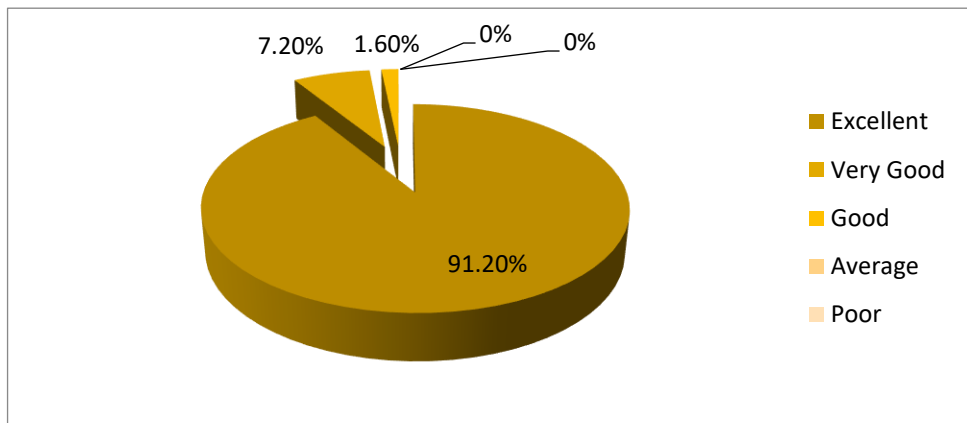
12) Quality, Clarity & Relevance of textual reading/ reference material/ study material

Excellent	Very Good	Good	Average	Poor
86.40%	9.60%	1.60%	0%	0%
108	12	2	0	0



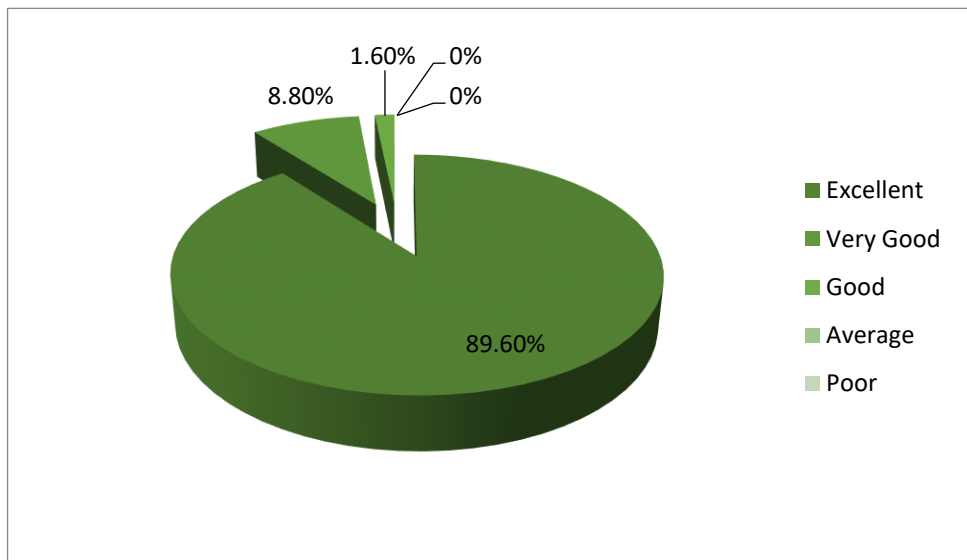
13) Creation of Interest to persue higher education

Excellent	Very Good	Good	Average	Poor
91.20%	7.20%	1.60%	0%	0%
114	9	2	0	0



14) Overall Rating

Excellent	Very Good	Good	Average	Poor
89.60%	8.80%	1.60%	0%	0%
112	11	2	0	0



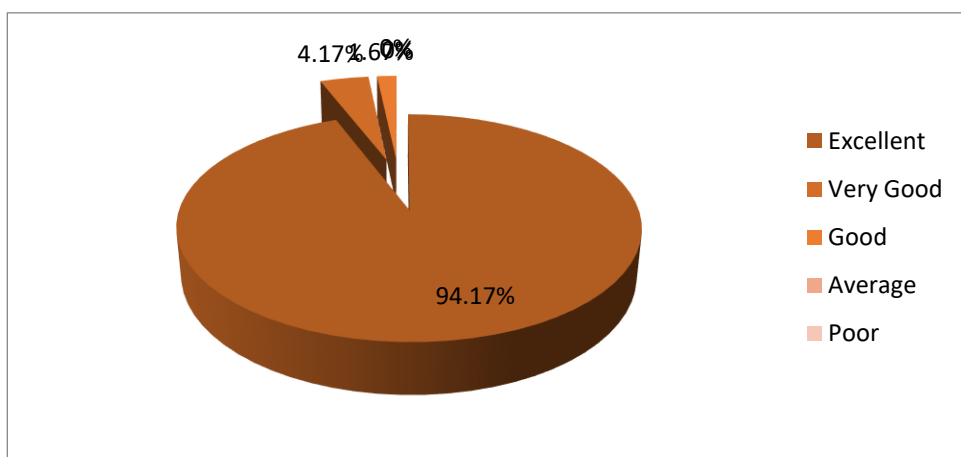
**Dr.Babasaheb Ambedkar Mahavidhyalaya, Amravati**

**Student Feedback Analysis**

**Session-2020-2021**

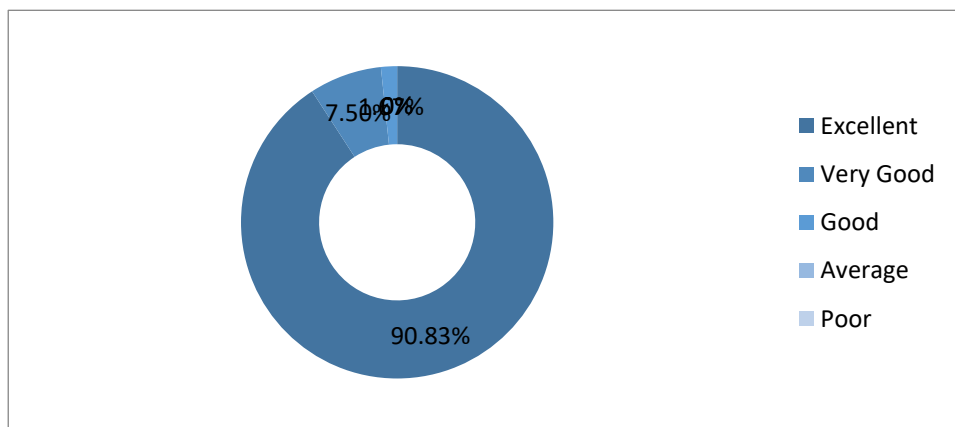
1) Applicability/Relevance to real life situation and local developmental needs

<b>Excellent</b>	<b>Very Good</b>	<b>Good</b>	<b>Average</b>	<b>Poor</b>
94.17%	4.17%	1.67%	0%	0%
113	5	2	0	0



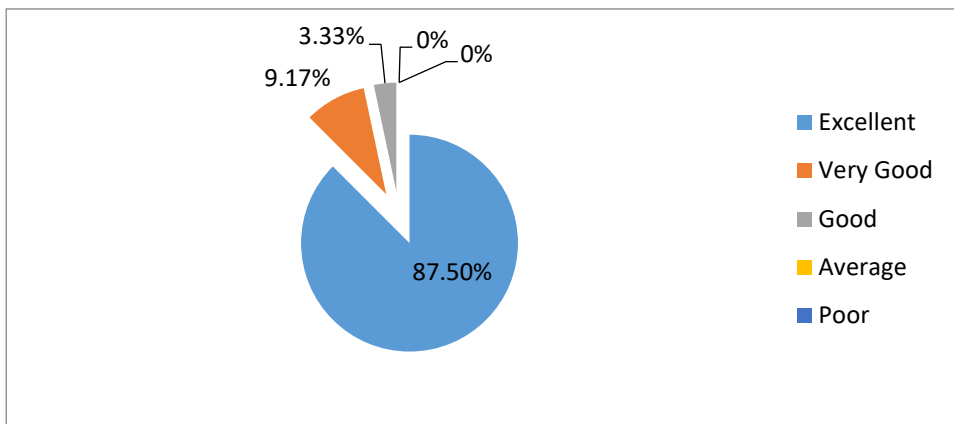
2) Weightage given to employability

<b>Excellent</b>	<b>Very Good</b>	<b>Good</b>	<b>Average</b>	<b>Poor</b>
90.83%	7.50%	1.67%	0%	0%
109	9	2	0	0



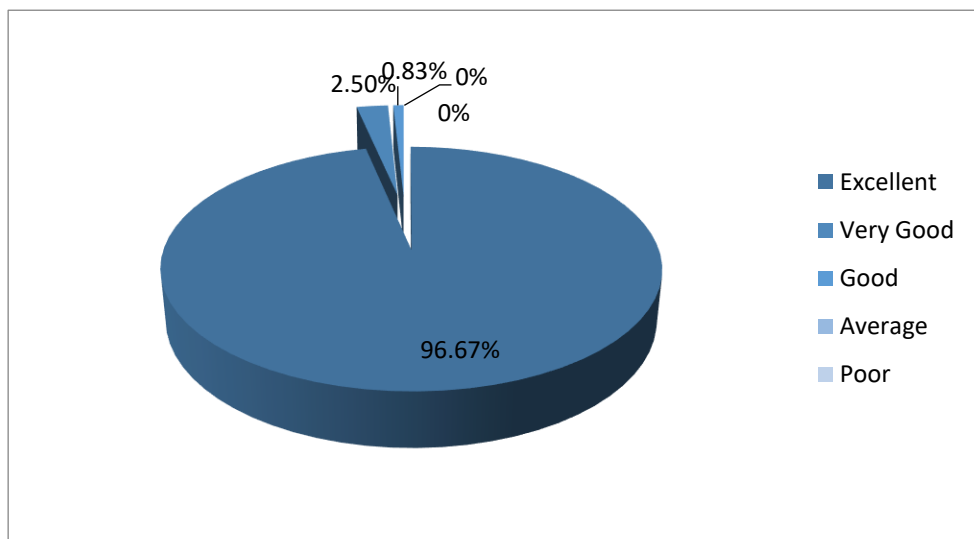
### 3) Weightage given to entrepreneurship

Excellent	Very Good	Good	Average	Poor
87.50%	9.17%	3.33%	0%	0%
105	11	4	0	0



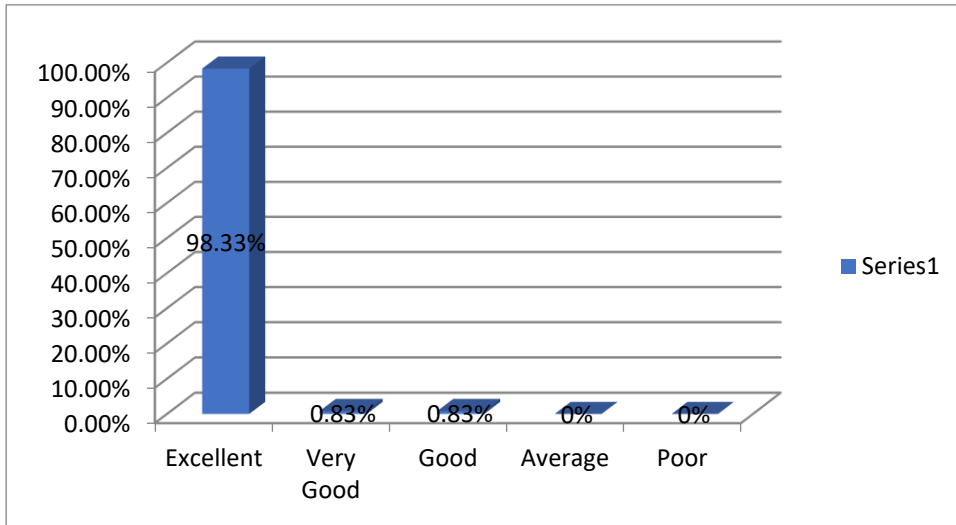
### 4) Weightage given to Skill Development

Excellent	Very Good	Good	Average	Poor
96.67%	2.50%	0.83%	0%	0%
116	3	1	0	0



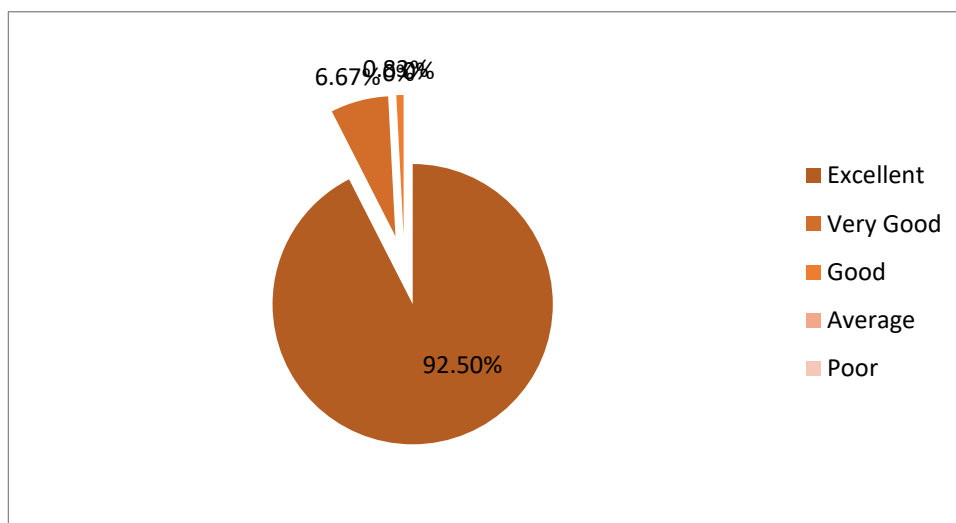
5) Weightage given to Project

Excellent	Very Good	Good	Average	Poor
98.33%	0.83%	0.83%	0%	0%
118	1	1	0	0



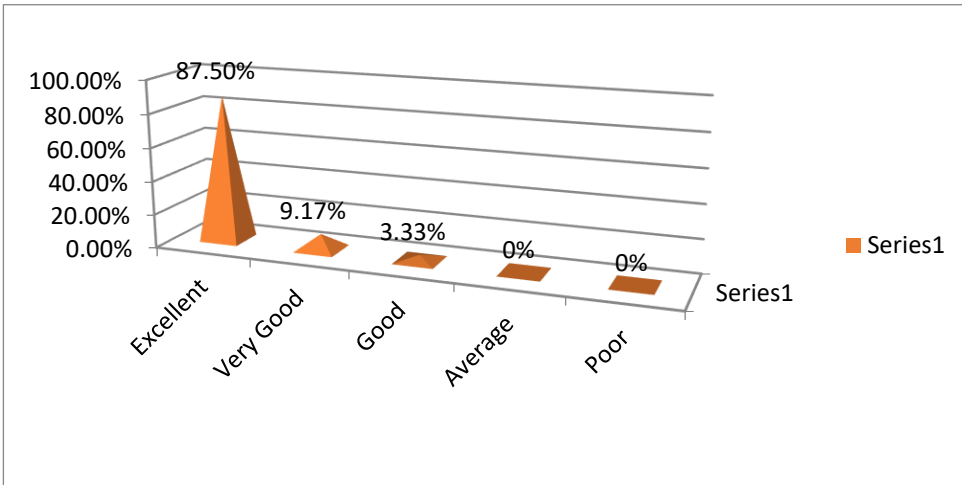
6) Weightage given to Practical & Field Work component

Excellent	Very Good	Good	Average	Poor
92.50%	6.67%	0.83%	0%	0%
111	8	1	0	0



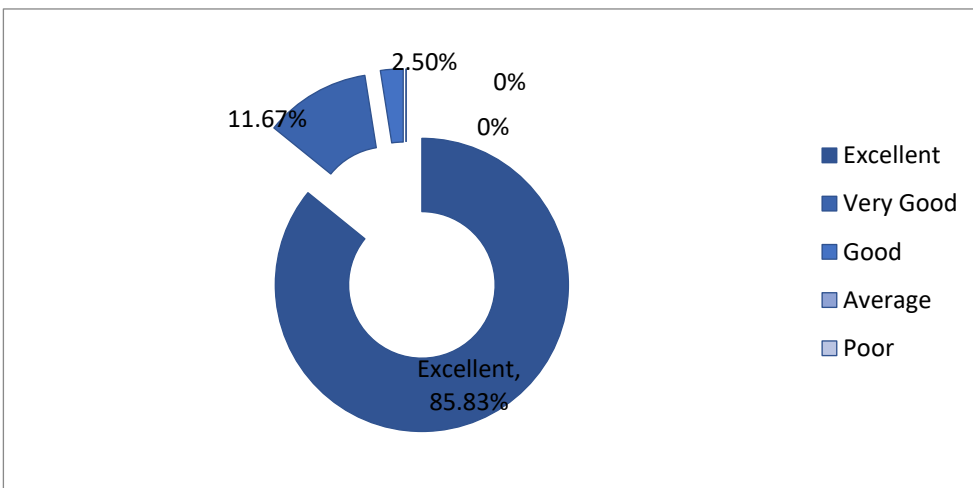
7) Inclusion/Incorporation of latest advancement in the subject

Excellent	Very Good	Good	Average	Poor
87.50%	9.17%	3.33%	0%	0%
105	11	4	0	0



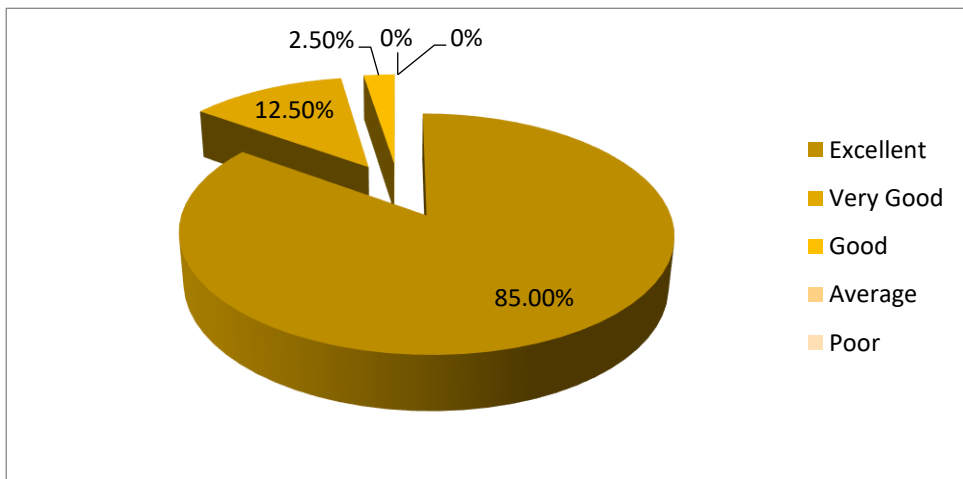
8) Difficulty level of Course Content

Excellent	Very Good	Good	Average	Poor
85.83%	11.67%	2.50%	0%	0%
103	14	3	0	0



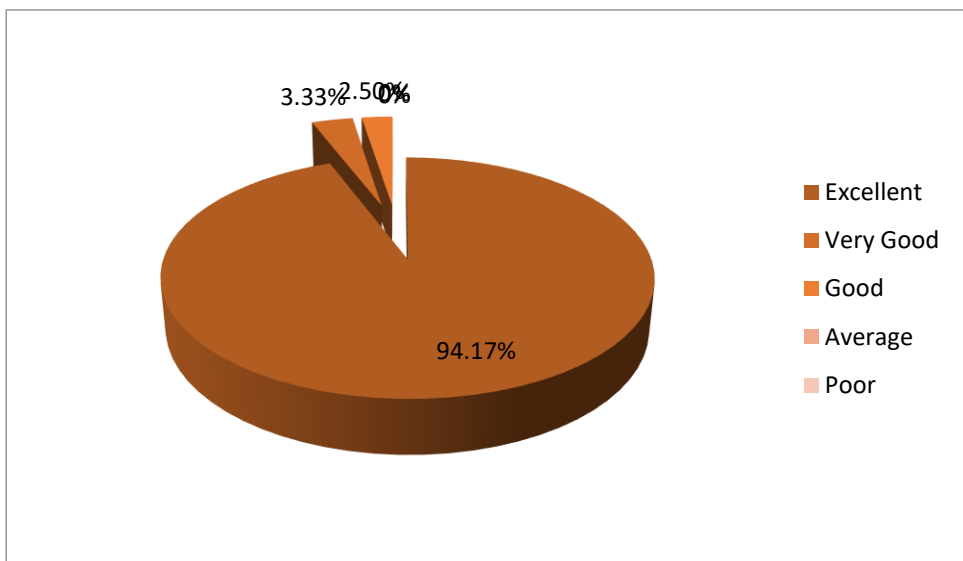
9) Fulfillment of Learning Objectives

Excellent	Very Good	Good	Average	Poor
85.00%	12.50%	2.50%	0%	0%
102	15	3	0	0



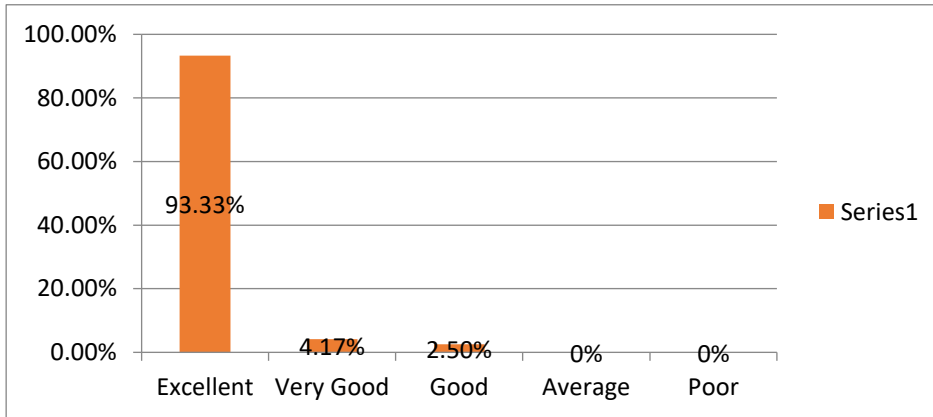
10) Level of Course Outcome

Excellent	Very Good	Good	Average	Poor
94.17%	3.33%	2.50%	0%	0%
113	4	3	0	0



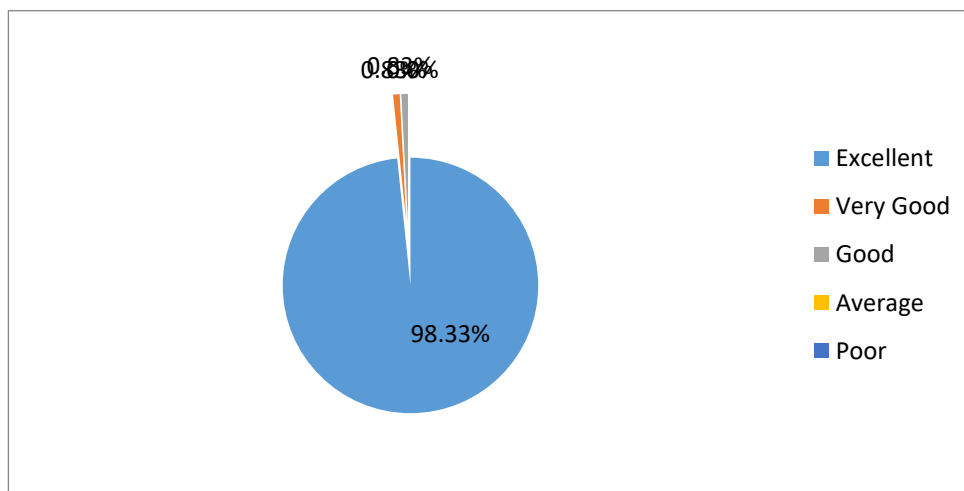
11) Weightage given to Learning Values (In terms of Knowledge/ Concept/ Manual Skills/ Analytical Abilities & Broadening Perspective)

Excellent	Very Good	Good	Average	Poor
93.33%	4.17%	2.50%	0%	0%
112	5	3	0	0



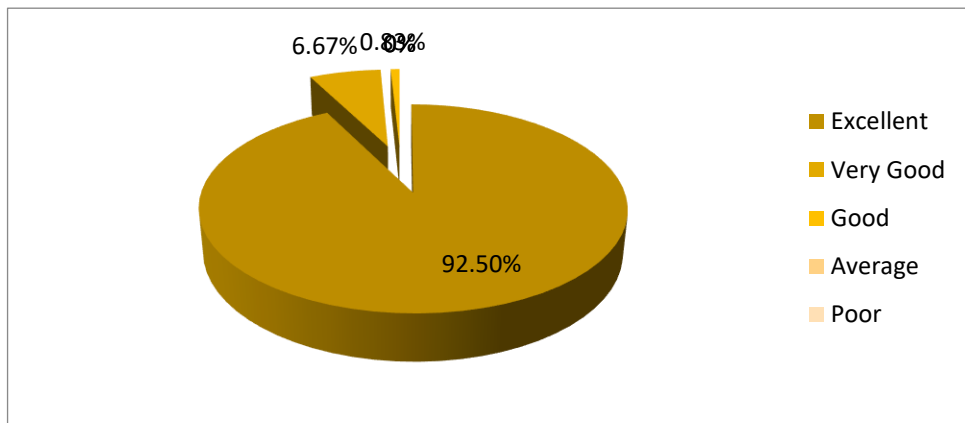
12) Quality, Clarity & Relevance of textual reading/ reference material/ study material

Excellent	Very Good	Good	Average	Poor
98.33%	0.83%	0.83%	0%	0%
118	1	1	0	0



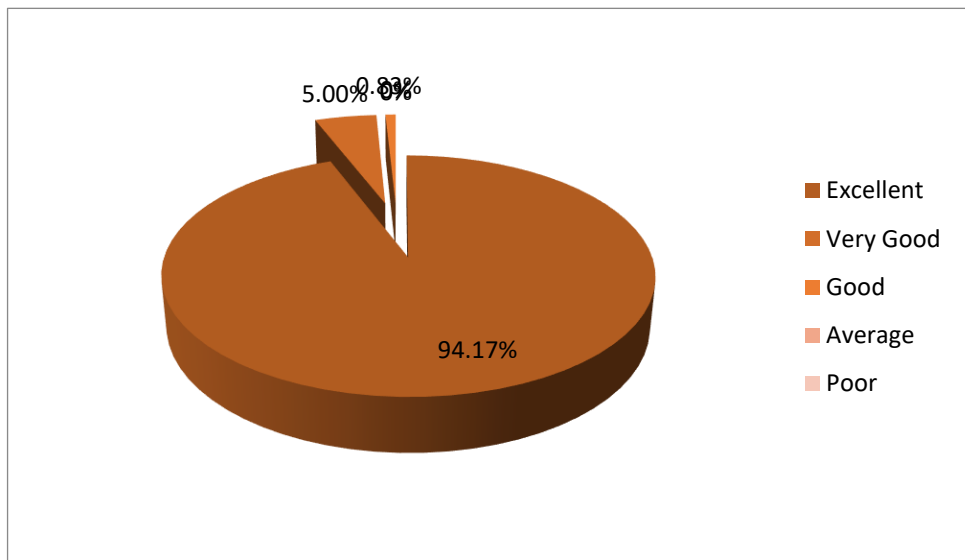
13) Creation of Interest to persue higher education

Excellent	Very Good	Good	Average	Poor
92.50%	6.67%	0.83%	0%	0%
111	8	1	0	0



14) Overall Rating

Excellent	Very Good	Good	Average	Poor
94.17%	5.00%	0.83%	0%	0%
113	6	1	0	0



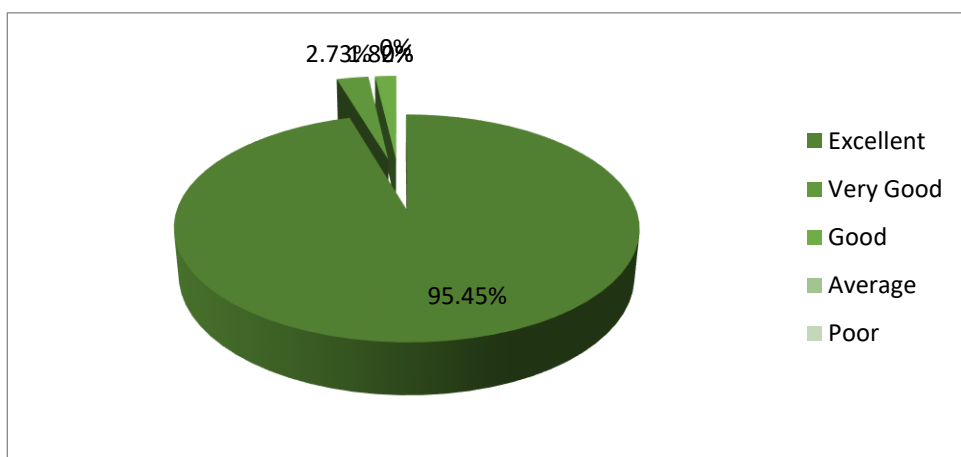
**Dr.Babasaheb Ambedkar Mahavidhyalaya, Amravati**

**Student Feedback Analysis**

**Session-2019-2020**

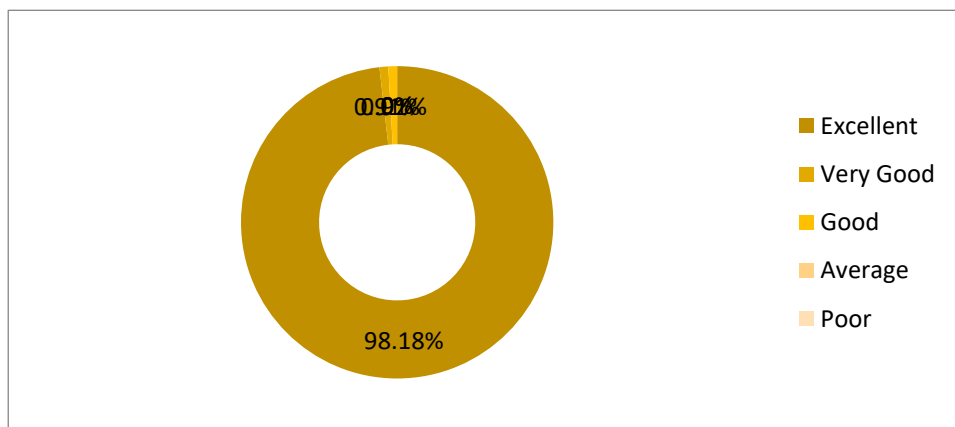
1) Applicability/Relevance to real life situation and local developmental needs

<b>Excellent</b>	<b>Very Good</b>	<b>Good</b>	<b>Average</b>	<b>Poor</b>
95.45%	2.73%	1.82%	0%	0%
105	3	2	0	0



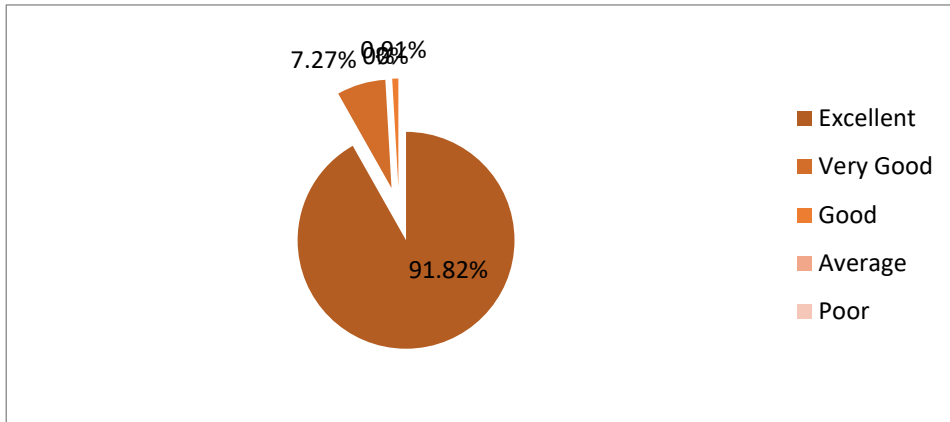
2) Weightage given to employability

<b>Excellent</b>	<b>Very Good</b>	<b>Good</b>	<b>Average</b>	<b>Poor</b>
98.18%	0.91%	0.91%	0%	0%
108	1	1	0	0



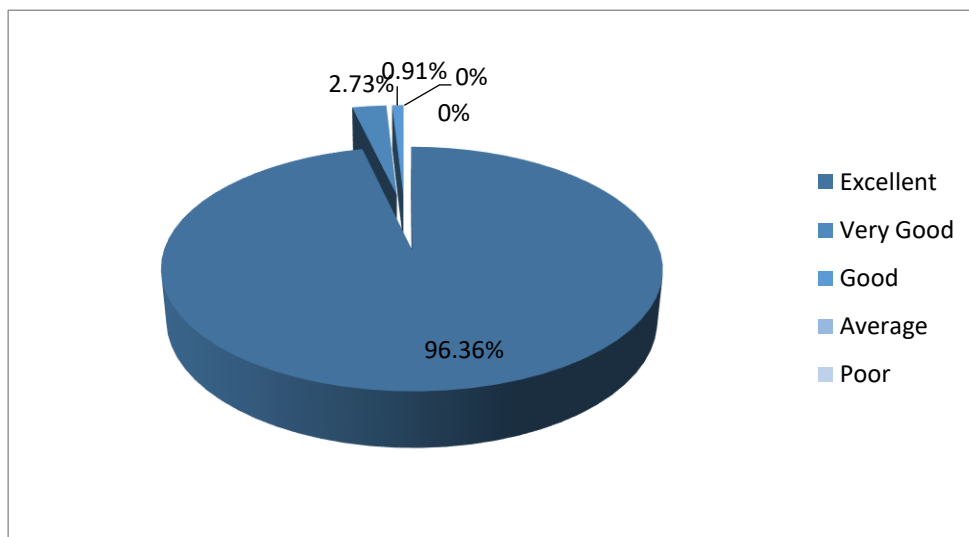
### 3) Weightage given to entrepreneurship

Excellent	Very Good	Good	Average	Poor
91.82%	7.27%	0.91%	0%	0%
101	8	1	0	0



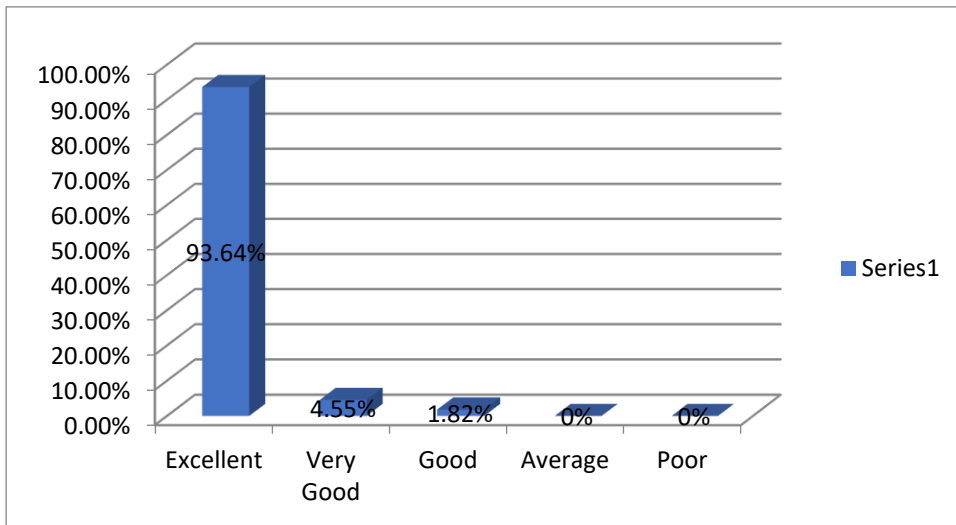
### 4) Weightage given to Skill Development

Excellent	Very Good	Good	Average	Poor
96.36%	2.73%	0.91%	0%	0%
106	3	1	0	0



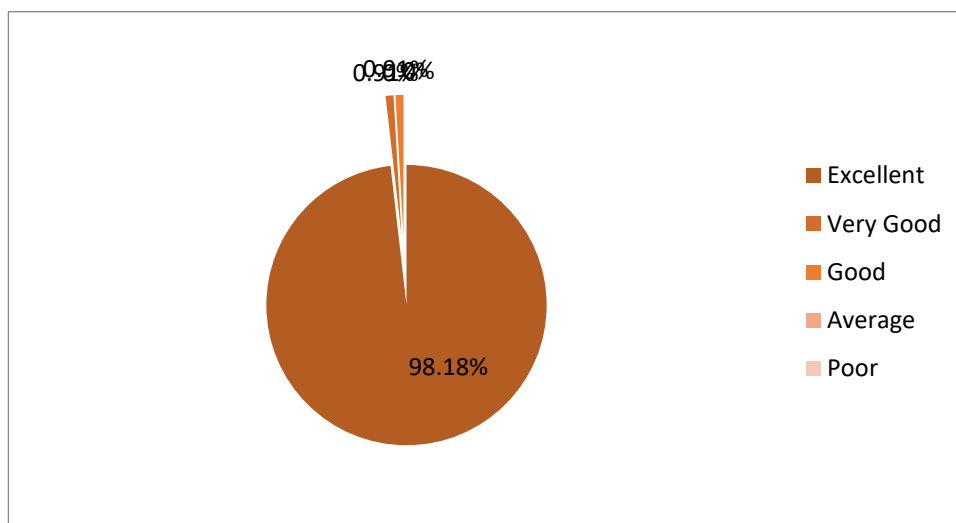
### 5) Weightage given to Project

Excellent	Very Good	Good	Average	Poor
93.64%	4.55%	1.82%	0%	0%
103	5	2	0	0



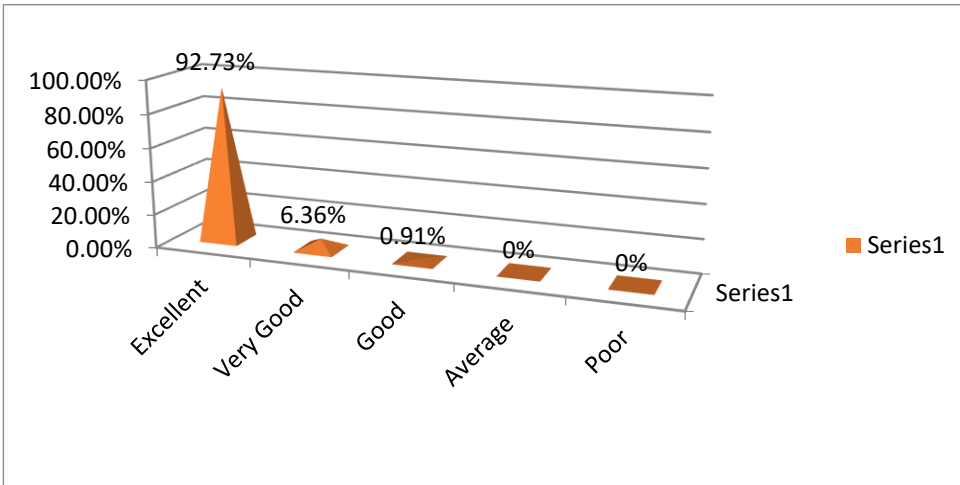
### 6) Weightage given to Practical & Field Work component

Excellent	Very Good	Good	Average	Poor
98.18%	0.91%	0.91%	0%	0%
108	1	1	0	0



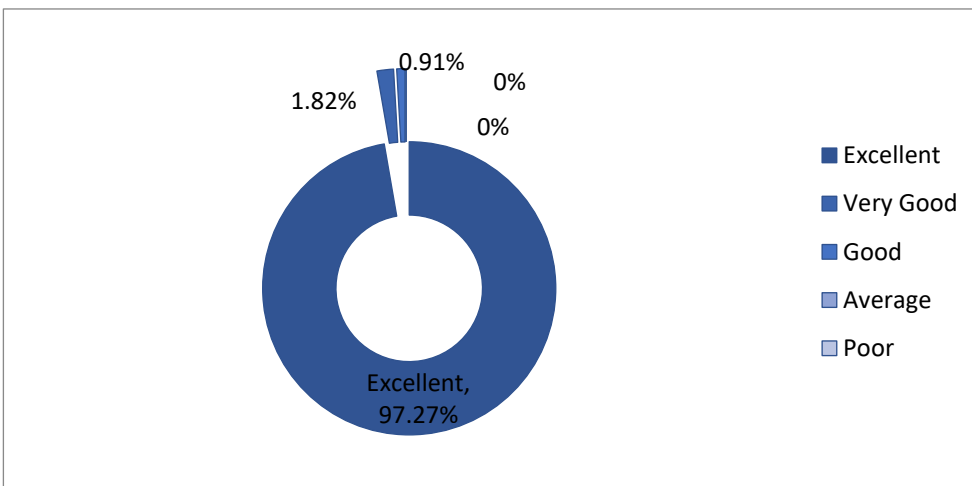
7) Inclusion/Incorporation of latest advancement in the subject

Excellent	Very Good	Good	Average	Poor
92.73%	6.36%	0.91%	0%	0%
102	7	1	0	0



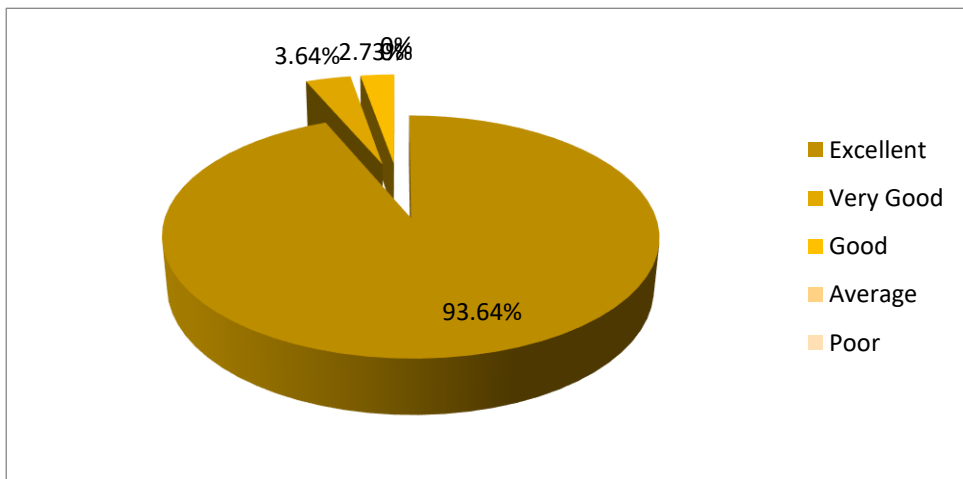
8) Difficulty level of Couese Content

Excellent	Very Good	Good	Average	Poor
97.27%	1.82%	0.91%	0%	0%
107	2	1	0	0



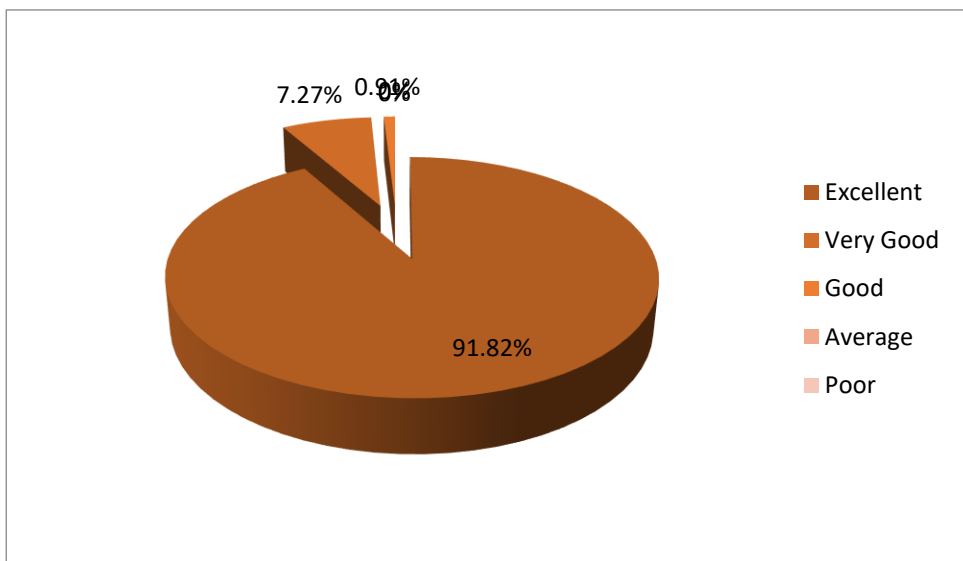
9) Fulfillment of Learning Objectives

Excellent	Very Good	Good	Average	Poor
93.64%	3.64%	2.73%	0%	0%
103	4	3	0	0



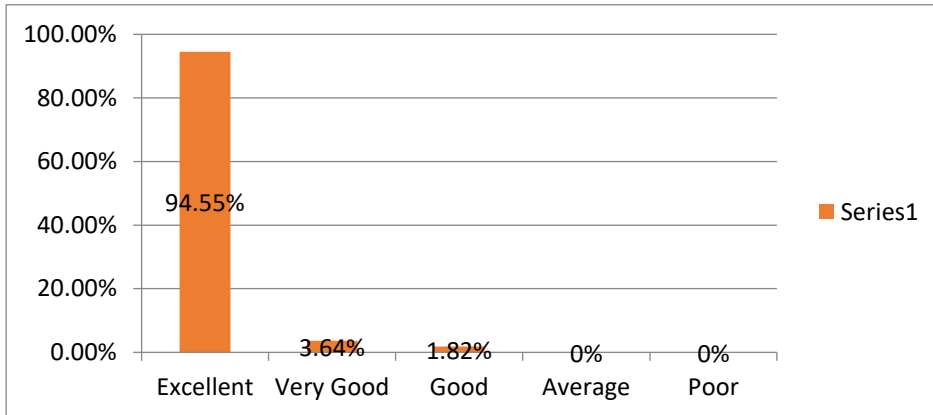
10) Level of Course Outcome

Excellent	Very Good	Good	Average	Poor
91.82%	7.27%	0.91%	0%	0%
101	8	1	0	0



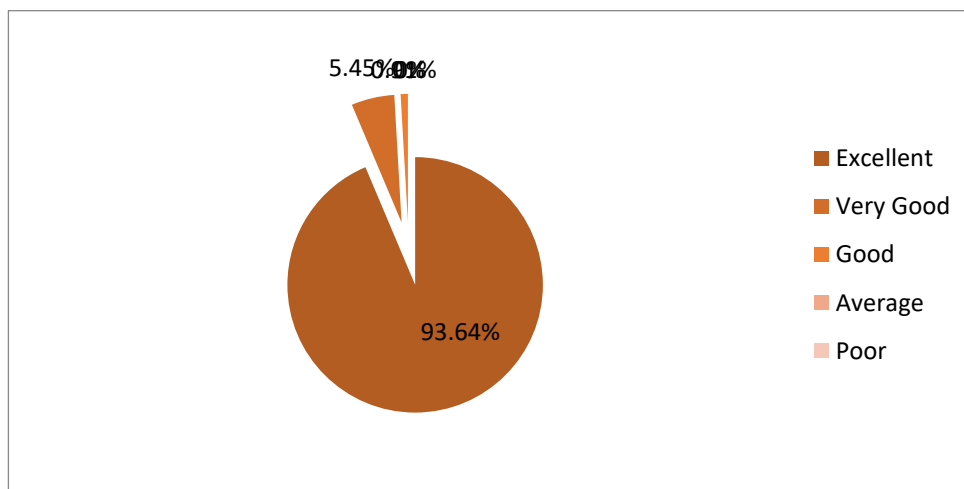
11) Weightage given to Learning Values (In terms of Knowledge/ Concept/ Manual Skills/ Analytical Abilities & Broadening Perspective)

Excellent	Very Good	Good	Average	Poor
94.55%	3.64%	1.82%	0%	0%
104	4	2	0	0



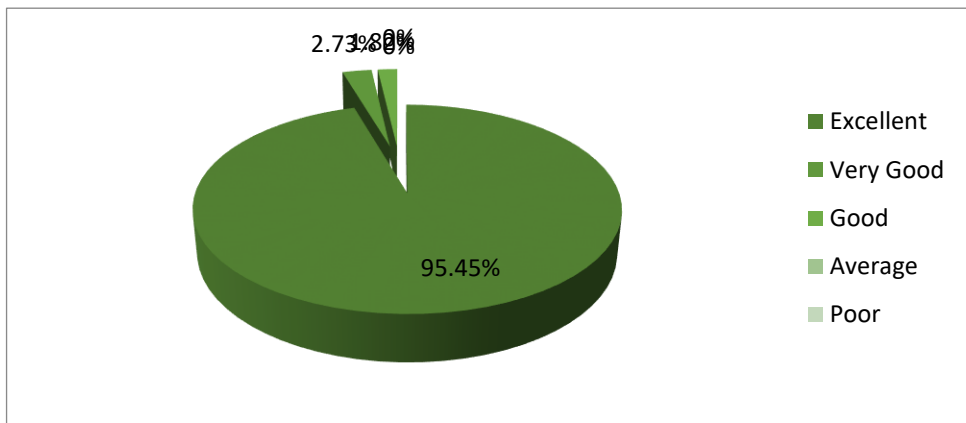
12) Quality, Clarity & Relevance of textual reading/ reference material/ study material

Excellent	Very Good	Good	Average	Poor
93.64%	5.45%	0.91%	0%	0%
103	6	1	0	0



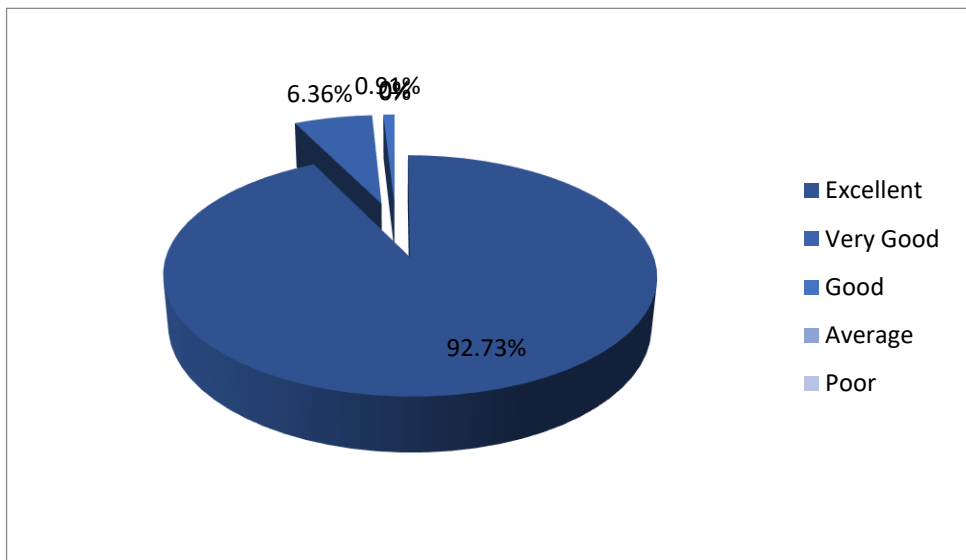
13) Creation of Interest to persue higher education

Excellent	Very Good	Good	Average	Poor
95.45%	2.73%	1.82%	0%	0%
105	3	2	0	0



14) Overall Rating

Excellent	Very Good	Good	Average	Poor
92.73%	6.36%	0.91%	0%	0%
102	7	1	0	0











Dr.Babasaheb Ambedkar Mahavidhyalaya, Amravati				
Alumni Feedback Analysis				
Session-2019-2020				
The analysis of responses received from the Alumni respondent is presented in following table				
Numbr of feedback form recived :		120		
Sr No.	Parameters	Agree	Sometimes	Disagree
1	Do you feel proud to be associated with DRBAMV as an Alumni ?	118	1	1
	<i>Percentage &gt;</i>	98.33	0.83	0.83
2	Institute organizes various kind of activities for overall development of students.	115	4	1
	<i>Percentage &gt;</i>	95.83	3.33	0.83
3	Are you willing to contribute in the development of the Institute?	117	3	0
	<i>Percentage &gt;</i>	97.50	2.50	0.00
4	Institute handles students grievance properly.	115	3	2
	<i>Percentage &gt;</i>	95.83	2.50	1.67
5	Institute is having adequate laboratories and equipment for practical experiences.	118	1	1
	<i>Percentage &gt;</i>	98.33	0.83	0.83
6	Is education imparted at DRBAMV is useful and relevant in your present job?	116	3	1
	<i>Percentage &gt;</i>	96.67	2.50	0.83
7	How do you rate the Placement Training Period at the campus	112	6	2
	<i>Percentage &gt;</i>	93.33	5.00	1.67
8	Are you willing to contribute in cash/kind for the development of the institution?	116	3	1
	<i>Percentage &gt;</i>	96.67	2.50	0.83

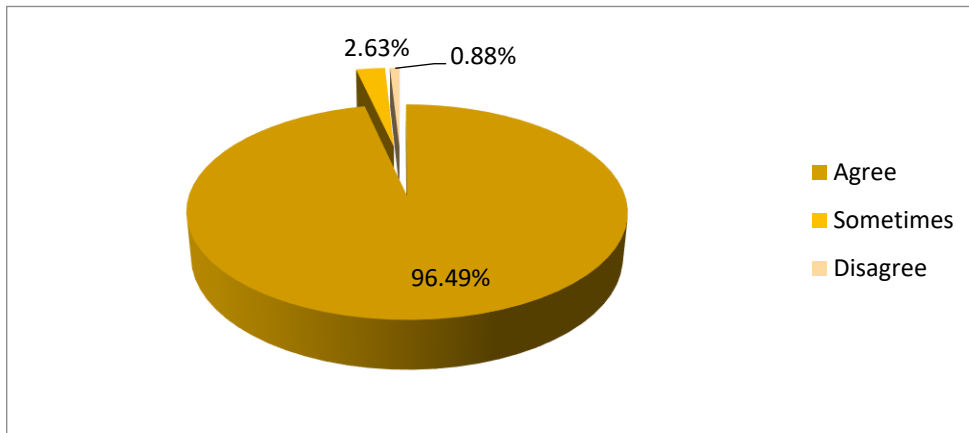
**Dr.Babasaheb Ambedkar Mahavidhyalaya, Amravati**

**Alumni Feedback Analysis**

**Session-2023-2024**

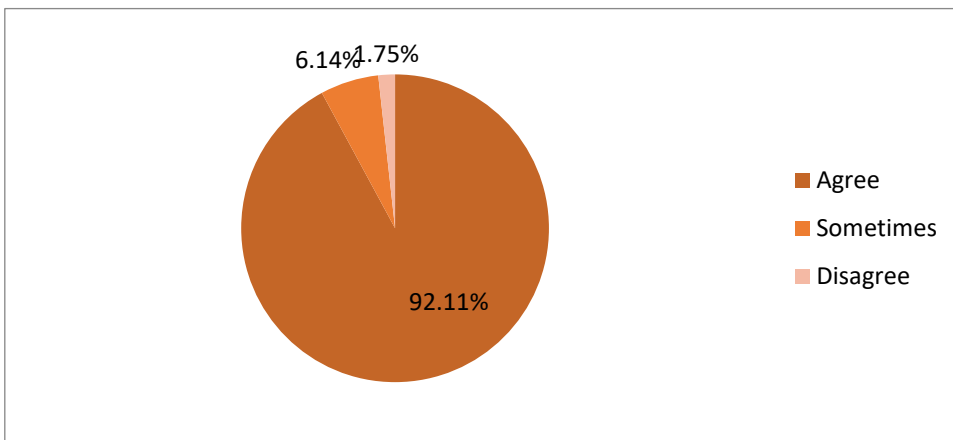
1) Do you feel proud to be associated with DRBAMV as an Alumni ?

<b>Agree</b>	<b>Sometimes</b>	<b>Disagree</b>
96.49%	2.63%	0.88%
110	3	1



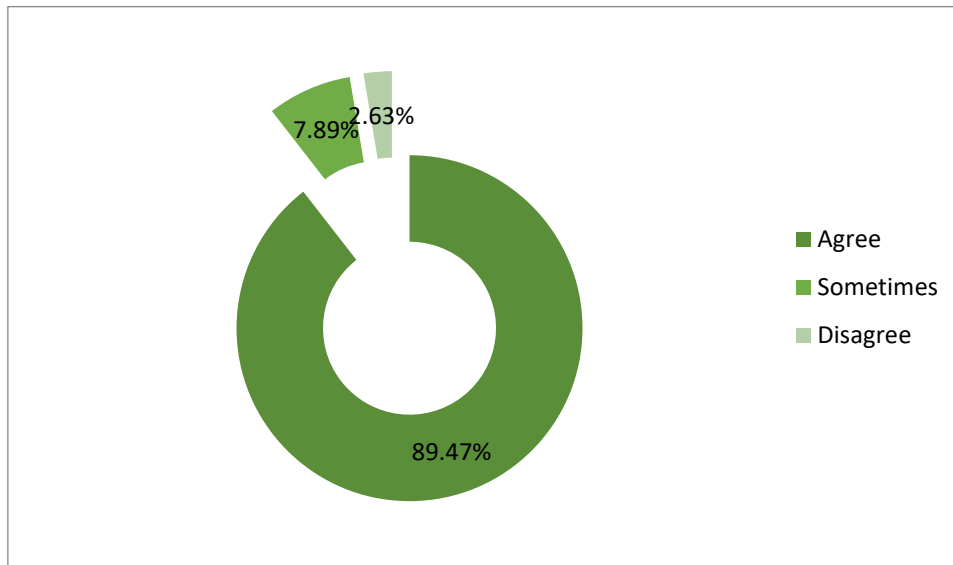
2) Institute organizes various kind of activities for overall development of students.

<b>Agree</b>	<b>Sometimes</b>	<b>Disagree</b>
92.11%	6.14%	1.75%
105	7	2



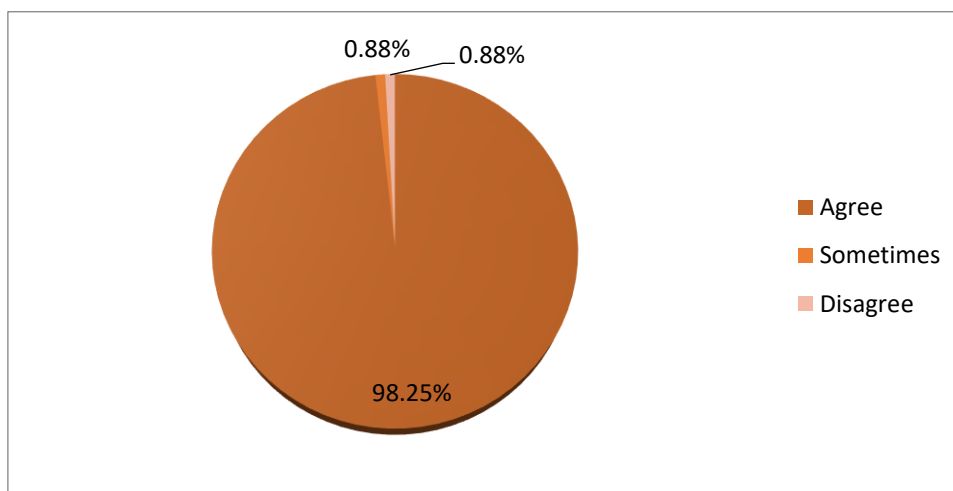
3) Are you willing to contribute in the development of the Institute?

<b>Agree</b>	<b>Sometimes</b>	<b>Disagree</b>
89.47%	7.89%	2.63%
102	9	3



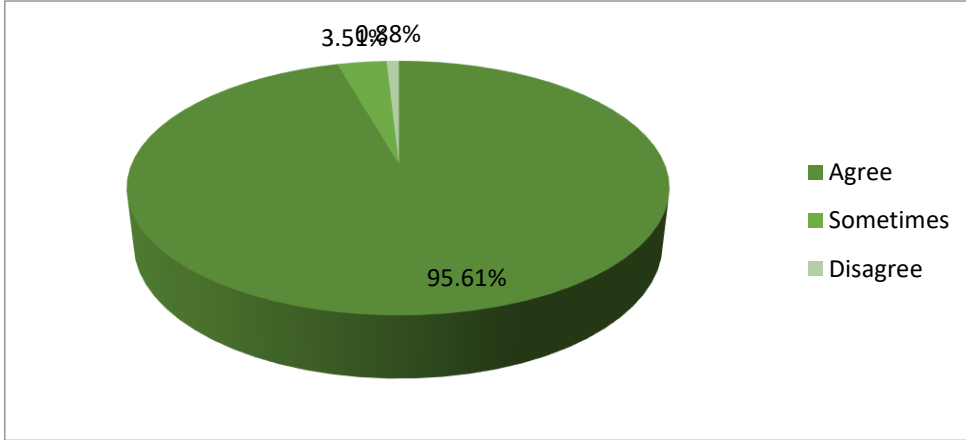
4) Institute handles students grievance properly.

<b>Agree</b>	<b>Sometimes</b>	<b>Disagree</b>
98.25%	0.88%	0.88%
112	1	1



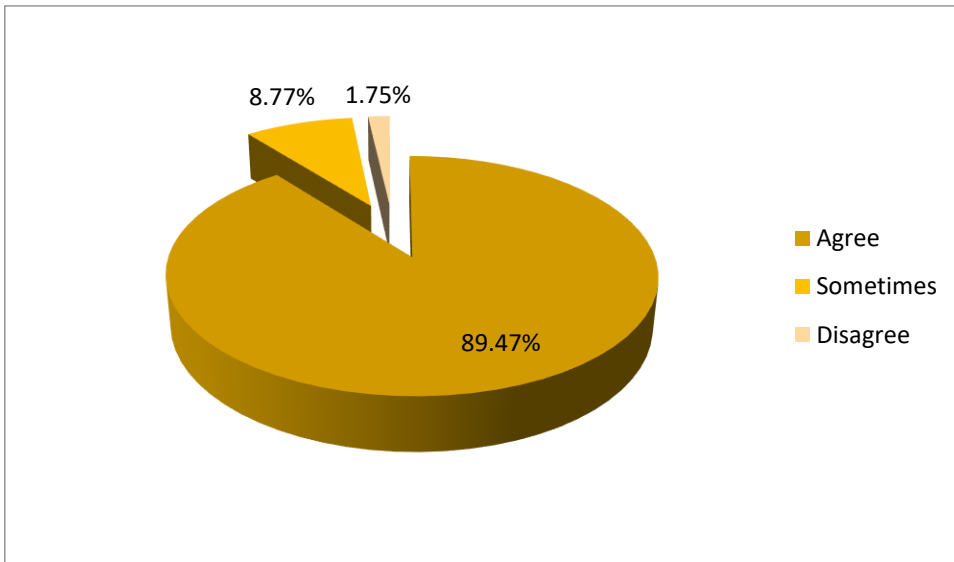
5) Institute is having adequate laboratories and equipment for practical experiences.

Agree	Sometimes	Disagree
95.61%	3.51%	0.88%
109	4	1



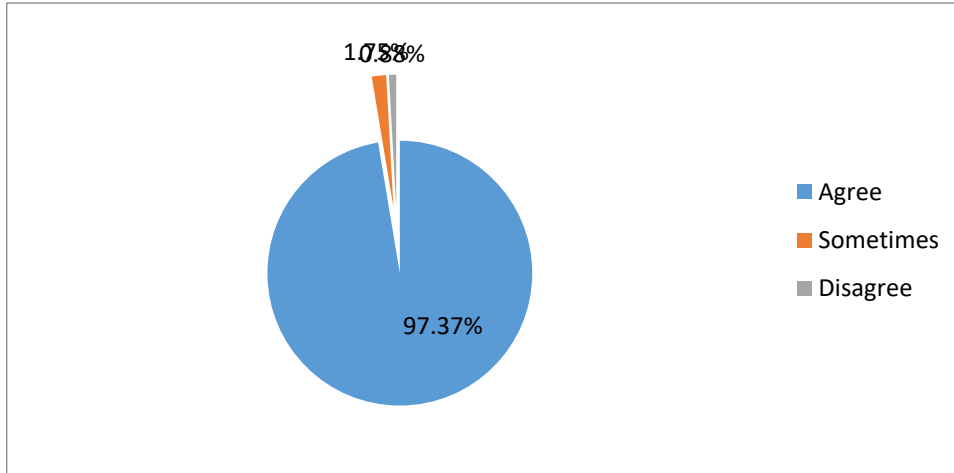
6) Is education imparted at DRBAMV is useful and relevant in your present job?

Agree	Sometimes	Disagree
89.47%	8.77%	1.75%
102	10	2



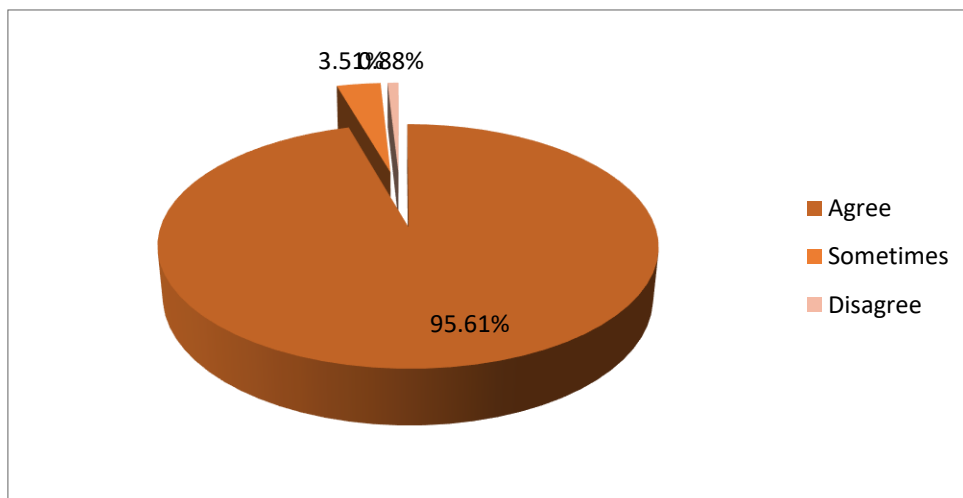
7) Have you obtained sufficient knowledge at DRBAMV?

Agree	Sometimes	Disagree
97.37%	1.75%	0.88%
111	2	1



8) Are you willing to contribute in cash/kind for the development of the institution?

Agree	Sometimes	Disagree
95.61%	3.51%	0.88%
109	4	1



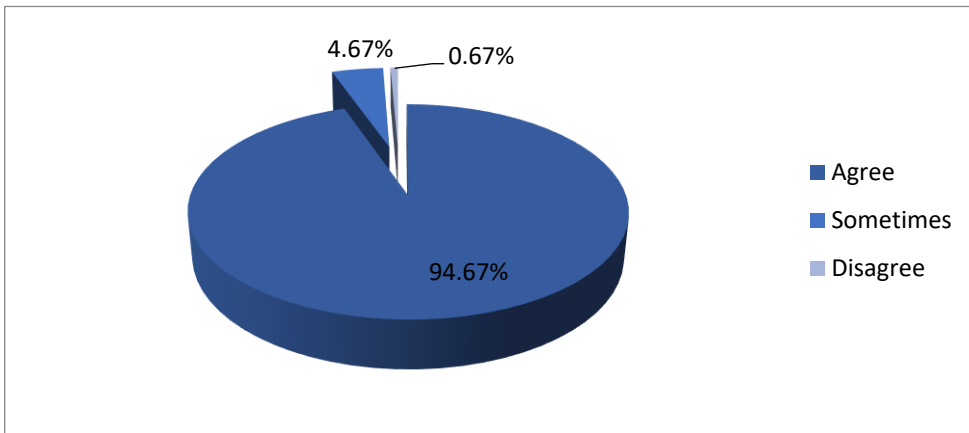
**Dr.Babasaheb Ambedkar Mahavidhyalaya, Amravati**

**Alumni Feedback Analysis**

**Session-2022-2023**

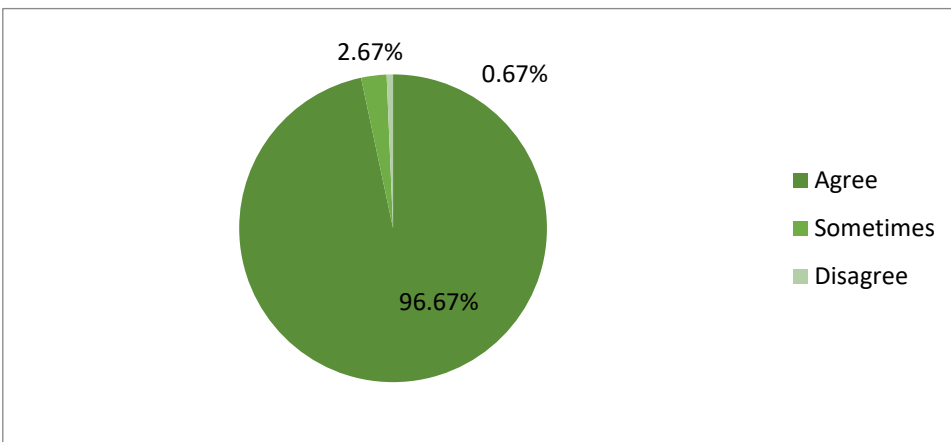
1) Do you feel proud to be associated with DRBAMV as an Alumni ?

<b>Agree</b>	<b>Sometimes</b>	<b>Disagree</b>
94.67%	4.67%	0.67%
142	7	1



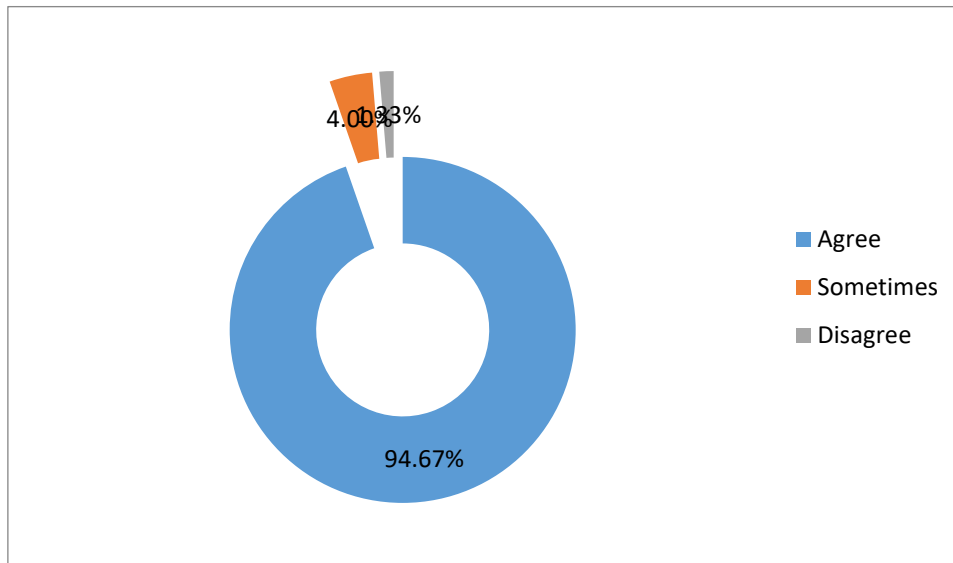
2) Institute organizes various kind of activities for overall development of students.

<b>Agree</b>	<b>Sometimes</b>	<b>Disagree</b>
96.67%	2.67%	0.67%
145	4	1



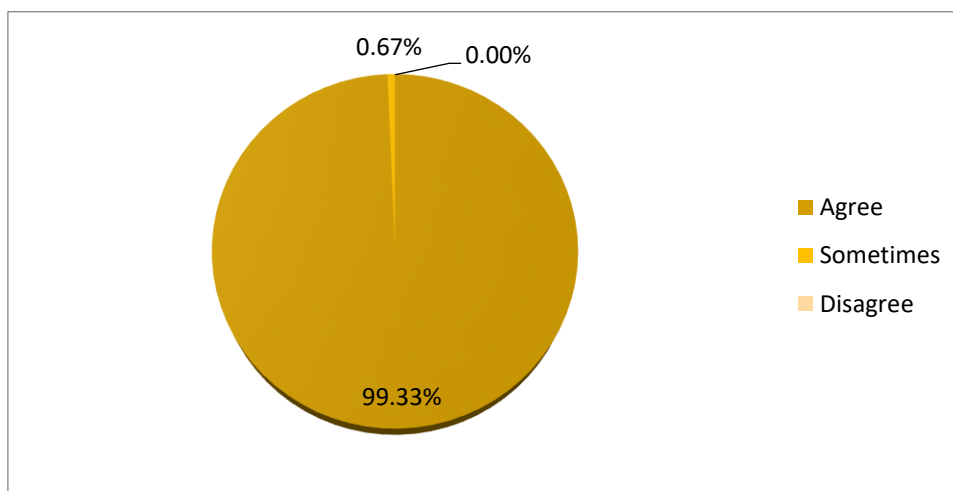
3) Are you willing to contribute in the development of the Institute?

Agree	Sometimes	Disagree
94.67%	4.00%	1.33%
142	6	2



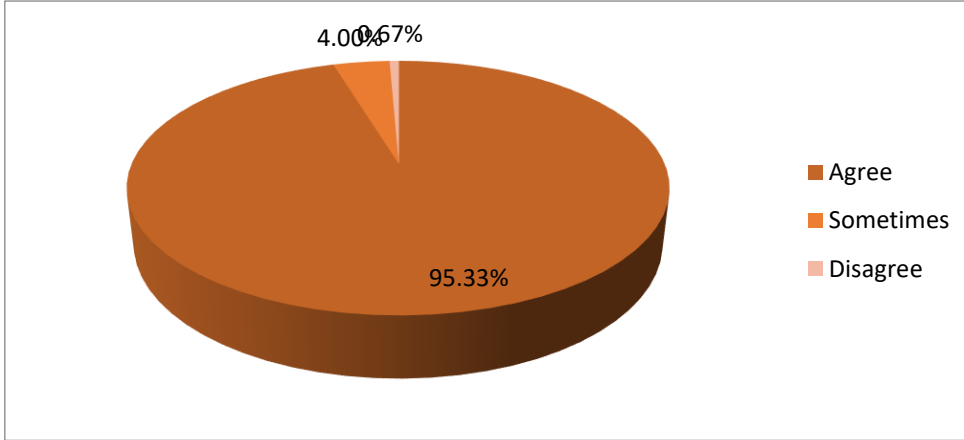
4) Institute handles students grievance properly.

Agree	Sometimes	Disagree
99.33%	0.67%	0.00%
149	1	0



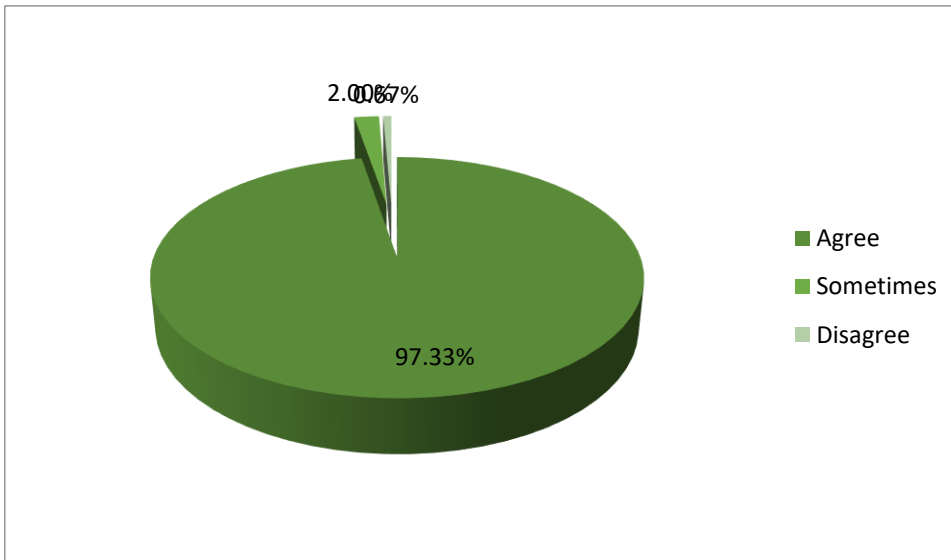
5) Institute is having adequate laboratories and equipment for practical experiences.

Agree	Sometimes	Disagree
95.33%	4.00%	0.67%
143	6	1



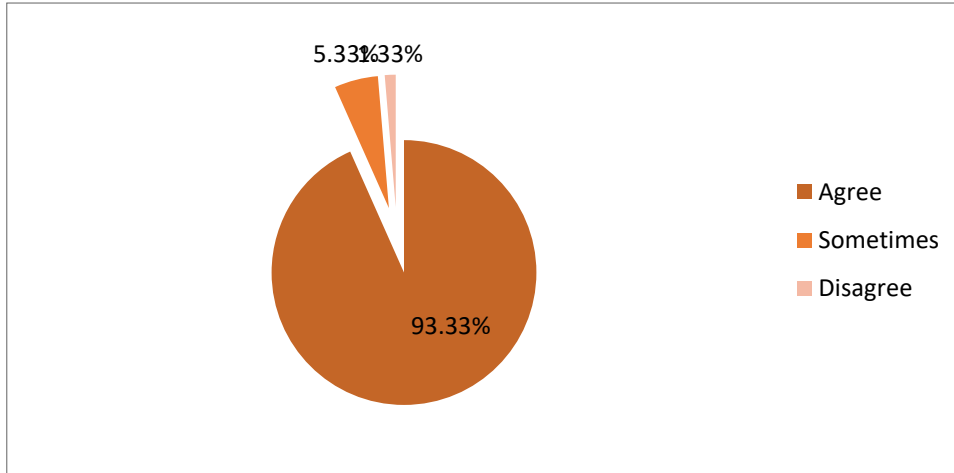
6) Is education imparted at DRBAMV is useful and relevant in your present job?

Agree	Sometimes	Disagree
97.33%	2.00%	0.67%
146	3	1



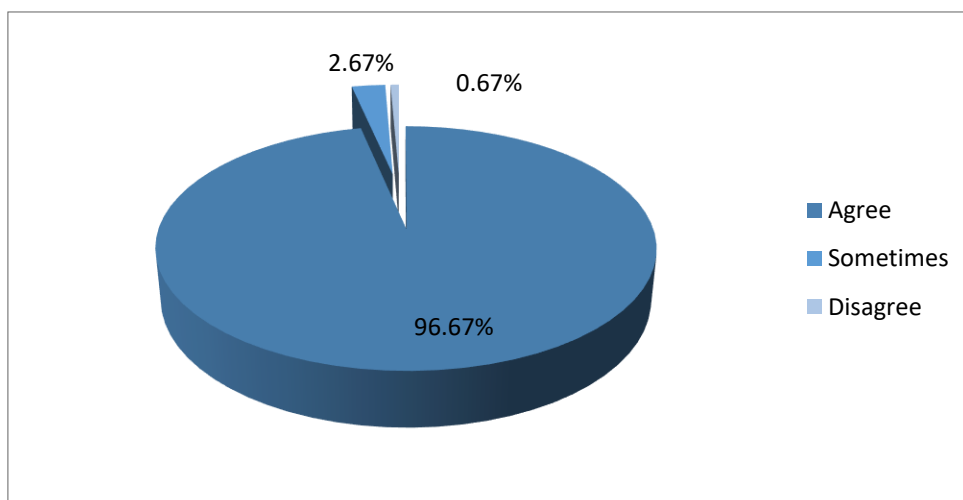
7) Have you obtained sufficient knowledge at DRBAMV?

<b>Agree</b>	<b>Sometimes</b>	<b>Disagree</b>
93.33%	5.33%	1.33%
140	8	2



8) Are you willing to contribute in cash/kind for the development of the institution?

<b>Agree</b>	<b>Sometimes</b>	<b>Disagree</b>
96.67%	2.67%	0.67%
145	4	1



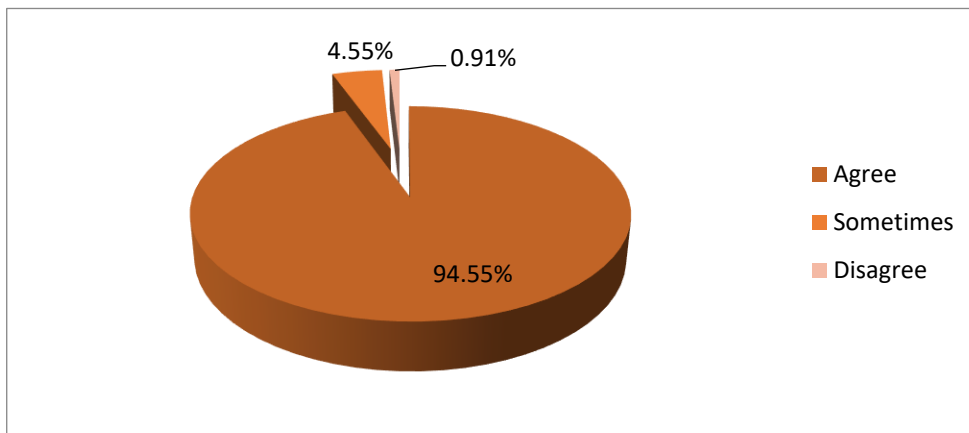
**Dr.Babasaheb Ambedkar Mahavidhyalaya, Amravati**

**Alumni Feedback Analysis**

**Session-2021-2022**

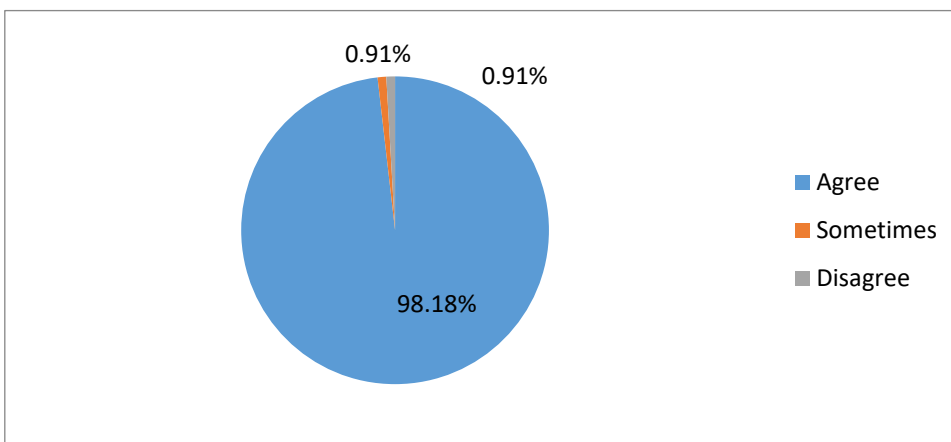
1) Do you feel proud to be associated with DRBAMV as an Alumni ?

<b>Agree</b>	<b>Sometimes</b>	<b>Disagree</b>
94.55%	4.55%	0.91%
104	5	1



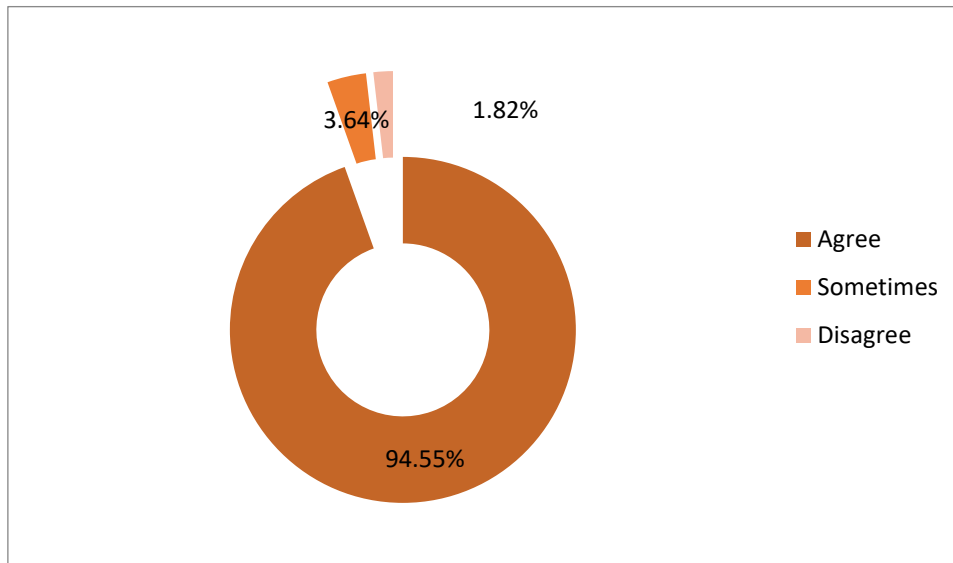
2) Institute organizes various kind of activities for overall development of students.

<b>Agree</b>	<b>Sometimes</b>	<b>Disagree</b>
98.18%	0.91%	0.91%
108	1	1



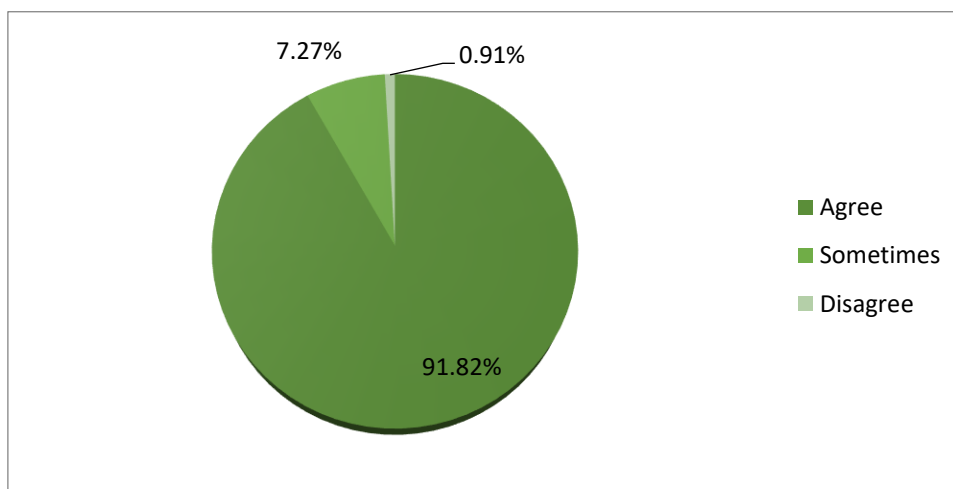
3) Are you willing to contribute in the development of the Institute?

<b>Agree</b>	<b>Sometimes</b>	<b>Disagree</b>
94.55%	3.64%	1.82%
104	4	2



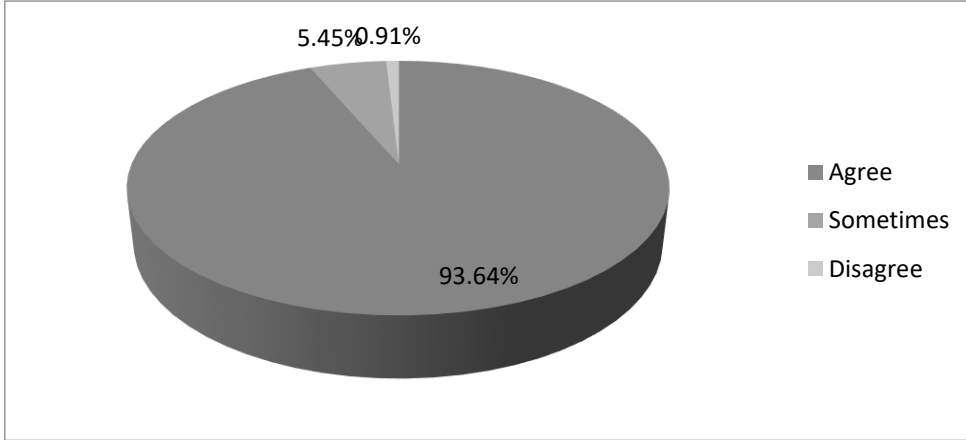
4) Institute handles students grievance properly.

<b>Agree</b>	<b>Sometimes</b>	<b>Disagree</b>
91.82%	7.27%	0.91%
101	8	1



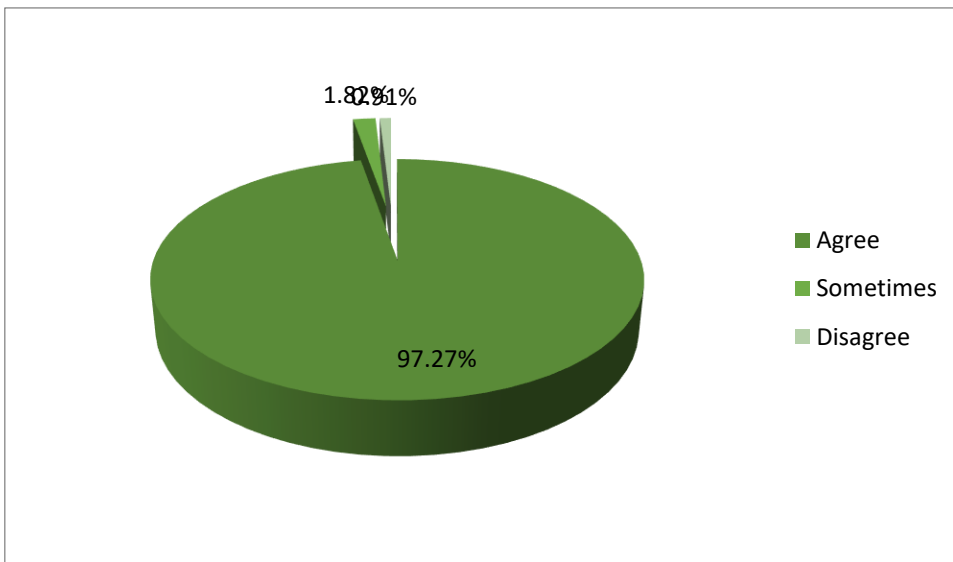
5) Institute is having adequate laboratories and equipment for practical experiences.

Agree	Sometimes	Disagree
93.64%	5.45%	0.91%
103	6	1



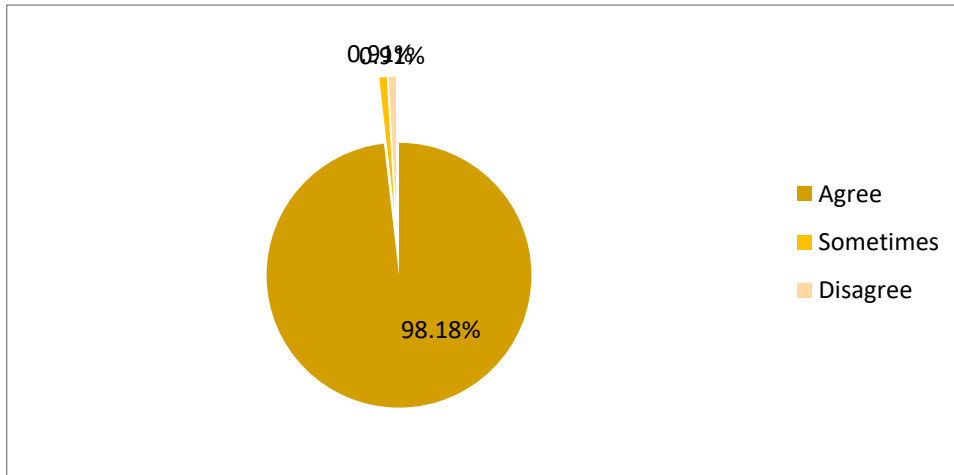
6) Is education imparted at DRBAMV is useful and relevant in your present job?

Agree	Sometimes	Disagree
97.27%	1.82%	0.91%
107	2	1



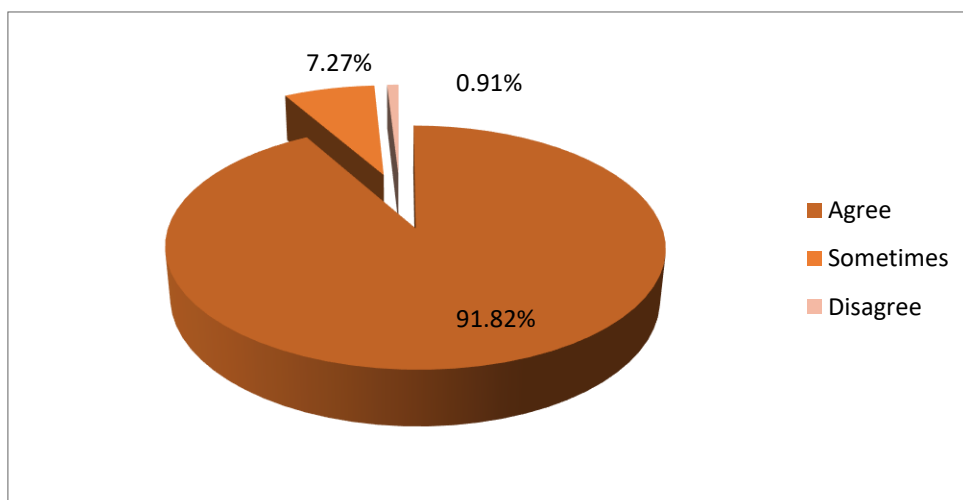
7) Have you obtained sufficient knowledge at DRBAMV?

Agree	Sometimes	Disagree
98.18%	0.91%	0.91%
108	1	1



8) Are you willing to contribute in cash/kind for the development of the institution?

Agree	Sometimes	Disagree
91.82%	7.27%	0.91%
101	8	1



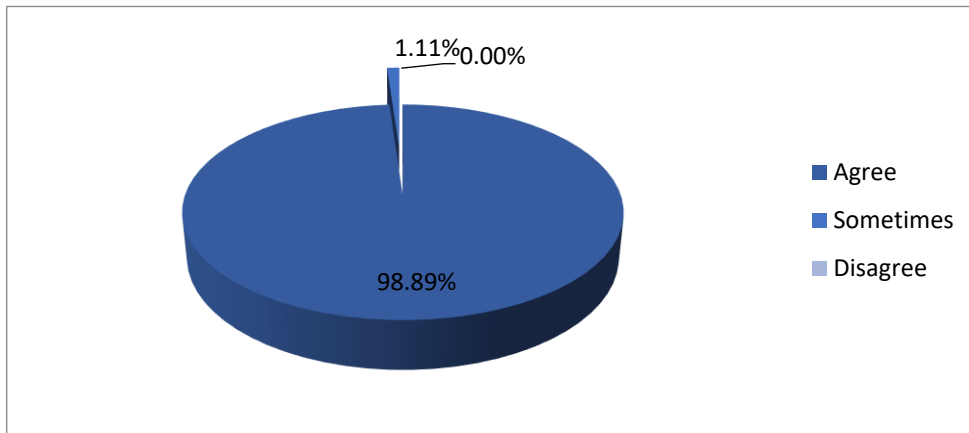
**Dr.Babasaheb Ambedkar Mahavidhyalaya, Amravati**

**Alumni Feedback Analysis**

**Session-2020-2021**

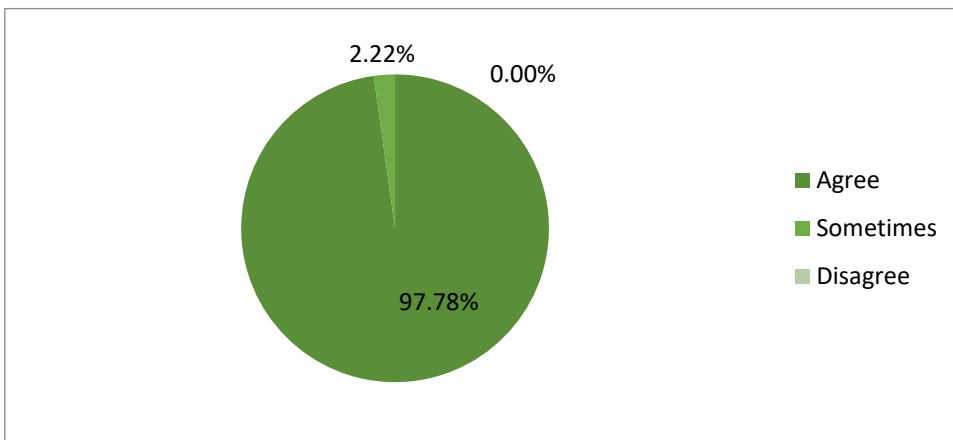
1) Do you feel proud to be associated with DRBAMV as an Alumni ?

<b>Agree</b>	<b>Sometimes</b>	<b>Disagree</b>
98.89%	1.11%	0.00%
89	1	0



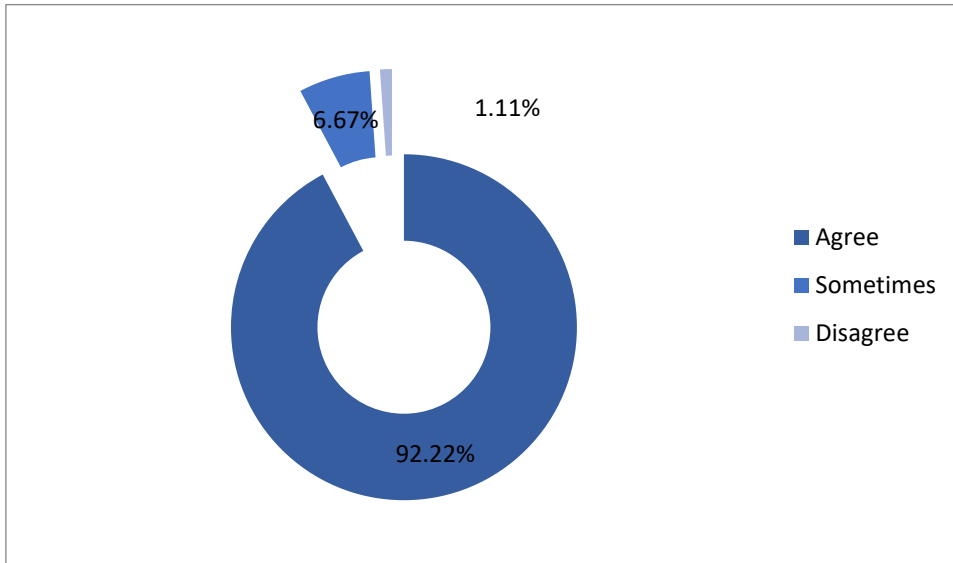
2) Institute organizes various kind of activities for overall development of students.

<b>Agree</b>	<b>Sometimes</b>	<b>Disagree</b>
97.78%	2.22%	0.00%
88	2	0



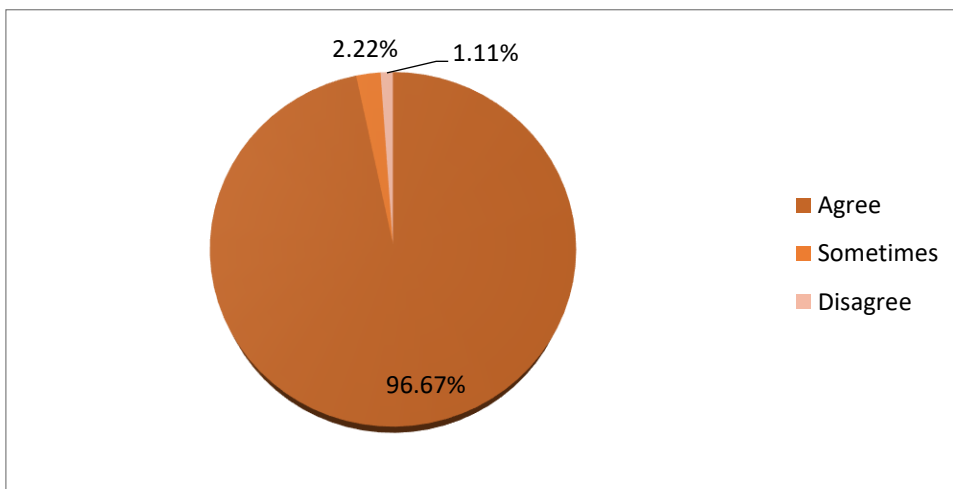
3) Are you willing to contribute in the development of the Institute?

Agree	Sometimes	Disagree
92.22%	6.67%	1.11%
83	6	1



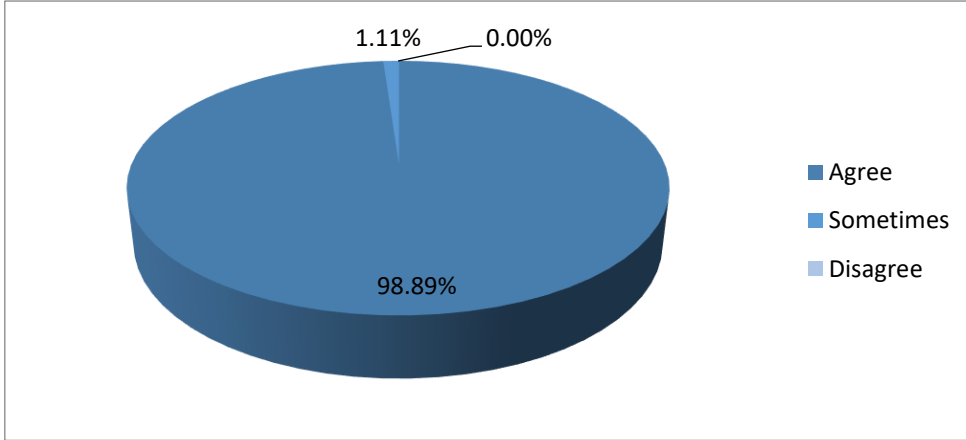
4) Institute handles students grievance properly.

Agree	Sometimes	Disagree
96.67%	2.22%	1.11%
87	2	1



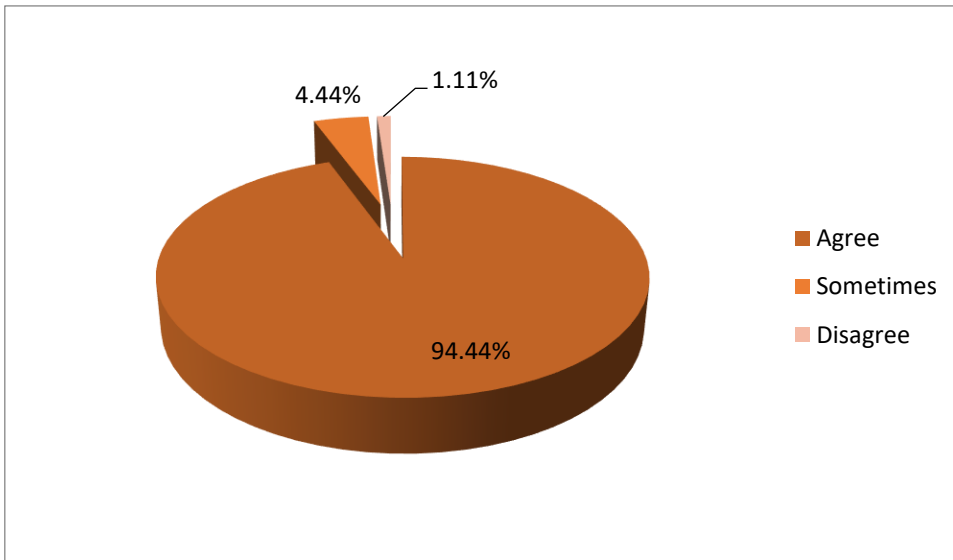
5) Institute is having adequate laboratories and equipment for practical experiences.

Agree	Sometimes	Disagree
98.89%	1.11%	0.00%
89	1	0



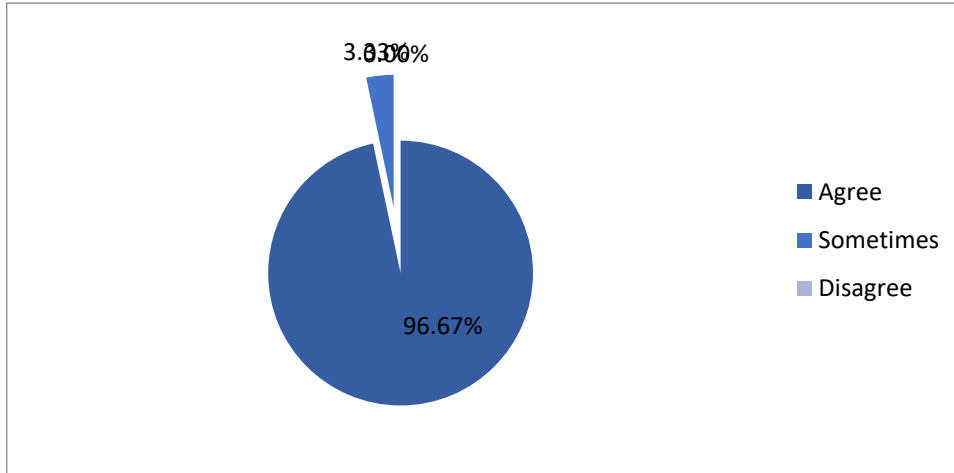
6) Is education imparted at DRBAMV is useful and relevant in your present job?

Agree	Sometimes	Disagree
94.44%	4.44%	1.11%
85	4	1



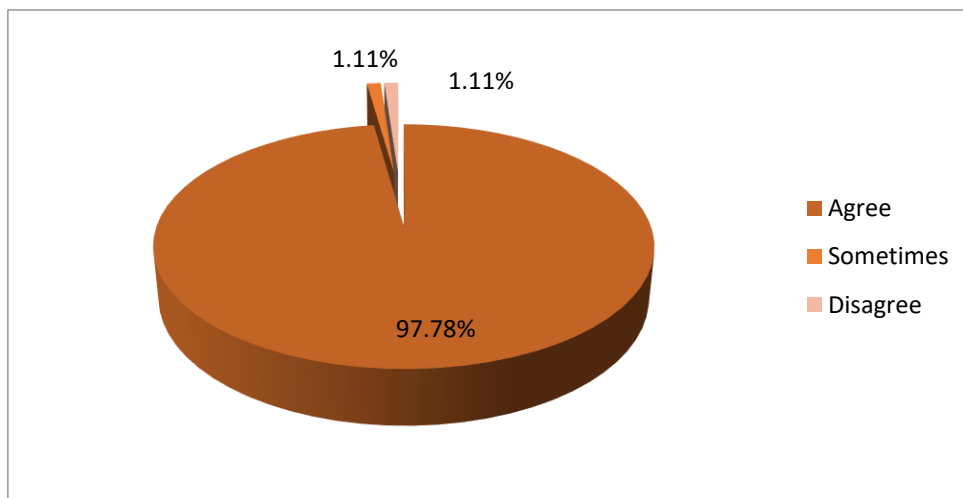
7) Have you obtained sufficient knowledge at DRBAMV?

Agree	Sometimes	Disagree
96.67%	3.33%	0.00%
87	3	0



8) Are you willing to contribute in cash/kind for the development of the institution?

Agree	Sometimes	Disagree
97.78%	1.11%	1.11%
88	1	1



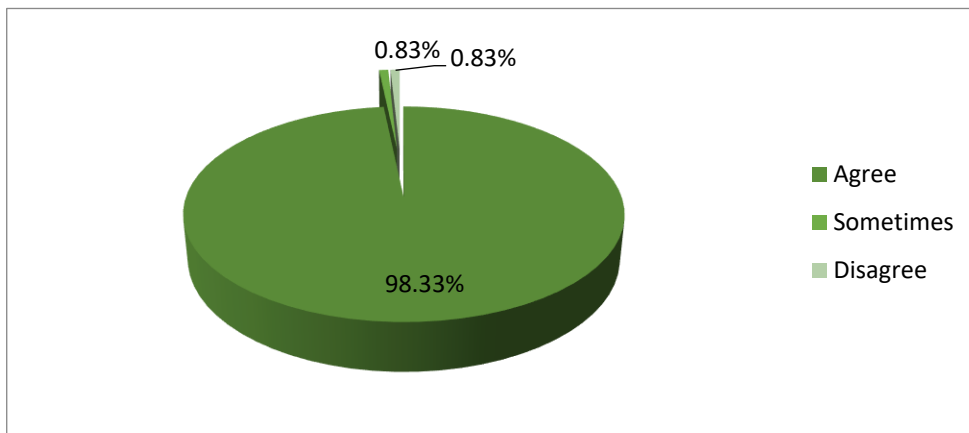
**Dr.Babasaheb Ambedkar Mahavidhyalaya, Amravati**

**Alumni Feedback Analysis**

**Session-2019-2020**

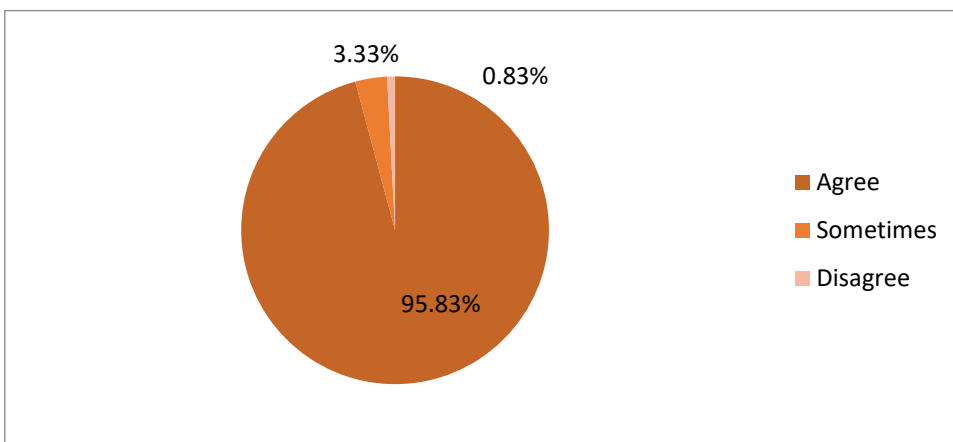
1) Do you feel proud to be associated with DRBAMV as an Alumni ?

<b>Agree</b>	<b>Sometimes</b>	<b>Disagree</b>
98.33%	0.83%	0.83%
118	1	1



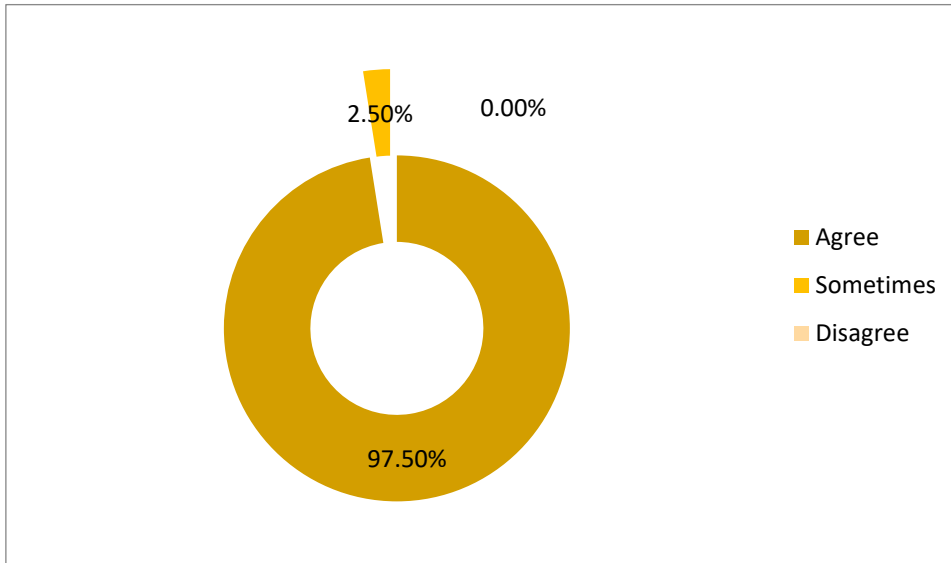
2) Institute organizes various kind of activities for overall development of students.

<b>Agree</b>	<b>Sometimes</b>	<b>Disagree</b>
95.83%	3.33%	0.83%
115	4	1



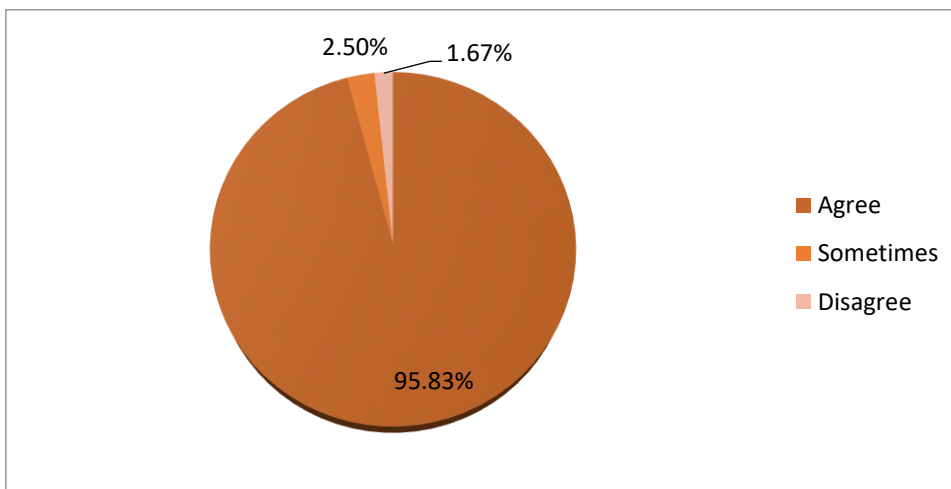
3) Are you willing to contribute in the development of the Institute?

<b>Agree</b>	<b>Sometimes</b>	<b>Disagree</b>
97.50%	2.50%	0.00%
117	3	0



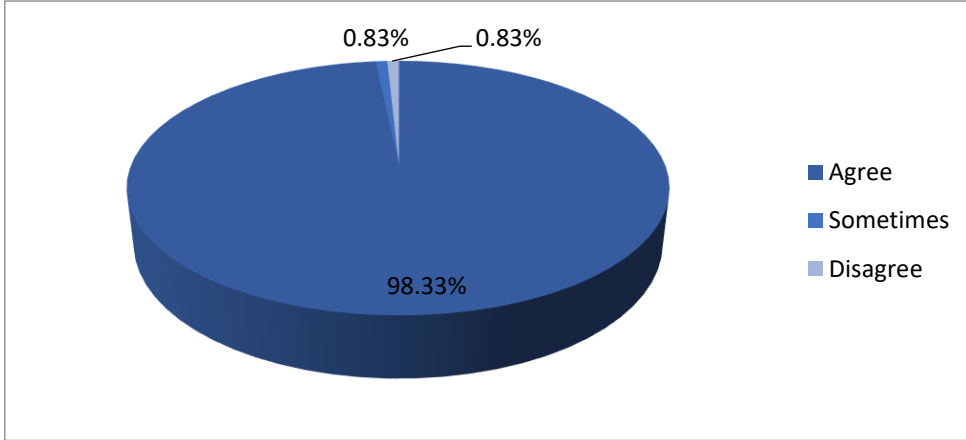
4) Institute handles students grievance properly.

<b>Agree</b>	<b>Sometimes</b>	<b>Disagree</b>
95.83%	2.50%	1.67%
115	3	2



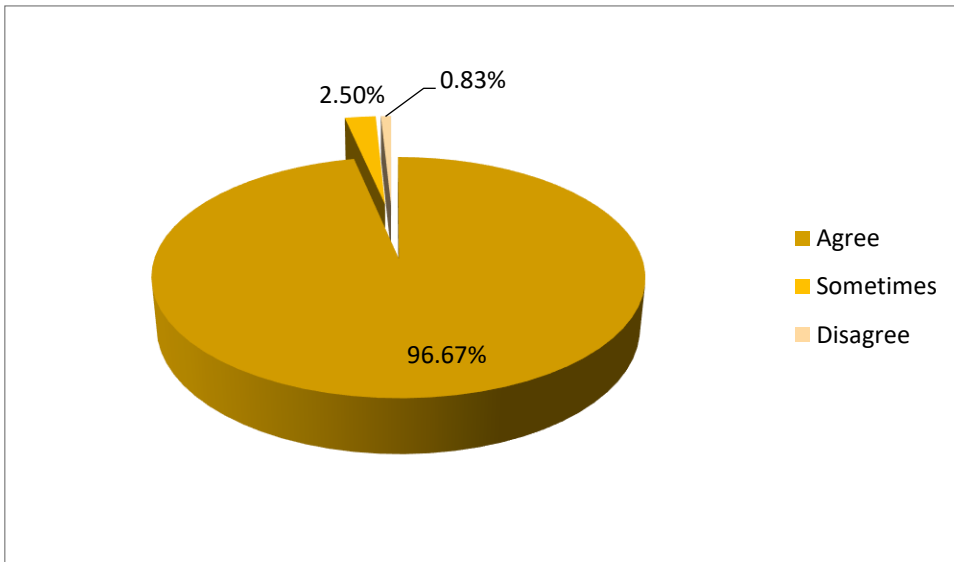
5) Institute is having adequate laboratories and equipment for practical experiences.

Agree	Sometimes	Disagree
98.33%	0.83%	0.83%
118	1	1



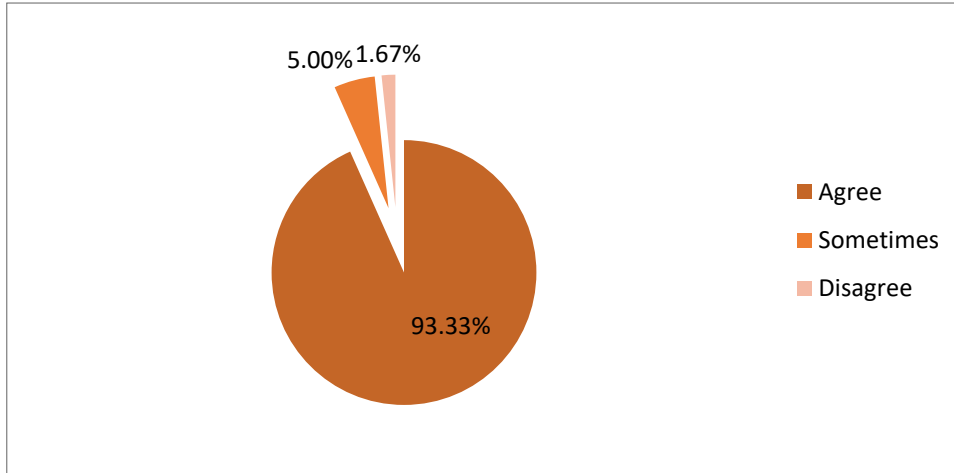
6) Is education imparted at DRBAMV is useful and relevant in your present job?

Agree	Sometimes	Disagree
96.67%	2.50%	0.83%
116	3	1



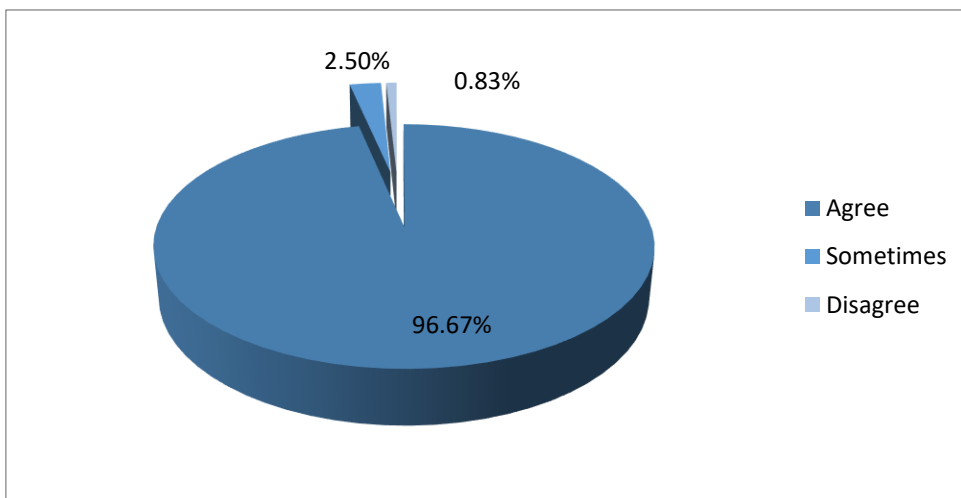
7) Have you obtained sufficient knowledge at DRBAMV?

<b>Agree</b>	<b>Sometimes</b>	<b>Disagree</b>
93.33%	5.00%	1.67%
112	6	2



8) Are you willing to contribute in cash/kind for the development of the institution?

<b>Agree</b>	<b>Sometimes</b>	<b>Disagree</b>
96.67%	2.50%	0.83%
116	3	1



**Dr.Babasaheb Ambedkar Mahavidhyalaya, Amravati**

**Employer Feedback Analysis**

**Session-2023-2024**

The analysis of responses received from the Employer respondent is presented in following table

Numbr of feedback form recived :

**5**

<b>Sr No.</b>	<b>Parameters</b>	<b>Excellent</b>	<b>Very Good</b>	<b>Good</b>	<b>Average</b>	<b>Poor</b>
1	Innovativeness and creativity	4	1	0	0	0
	<i>Percentage &gt;</i>	80.00	20.00	0.00	0	0
2	Weightage given to Employability / entrepreneurship / Skilldevelopment	4	1	0	0	0
	<i>Percentage &gt;</i>	80.00	20.00	0.00	0	0
3	Weightage given to practical, field work component	5	0	0	0	0
	<i>Percentage &gt;</i>	100.00	0.00	0.00	0	0
4	Depth of the course content	4	1	0	0	0
	<i>Percentage &gt;</i>	80.00	20.00	0.00	0	0
5	Curriculum proved useful at workplace	4	1	0	0	0
	<i>Percentage &gt;</i>	80.00	20.00	0.00	0	0
6	Incorporation of component about development of ability tomanage/leadership qualities	5	0	0	0	0
	<i>Percentage &gt;</i>	100.00	0.00	0.00	0	0
7	weightage given to Learning values (in terms of knowledge, concepts, manual skills, analytical abilities and broadening perspectives)	4	1	0	0	0
	<i>Percentage &gt;</i>	80.00	20.00	0.00	0	0
8	Quality, Clarity and relevance of textual reading/ Referencematerial / Study material	4	1	0	0	0
	<i>Percentage &gt;</i>	80.00	20.00	0.00	0	0
9	Usage of Curriculum for development of human resource atyour industry/workplace	4	1	0	0	0
	<i>Percentage &gt;</i>	80.00	20.00	0.00	0	0
10	Overall rating	4	1	0	0	0
	<i>Percentage &gt;</i>	80.00	20.00	0	0	0

**Dr.Babasaheb Ambedkar Mahavidhyalaya, Amravati**

**Employer Feedback Analysis**

**Session-2022-2023**

The analysis of responses received from the Employer respondent is presented in following table

Numbr of feedback form received :

**6**

Sr No.	Parameters	Excellent	Very Good	Good	Average	Poor
1	Innovativeness and creativity	6	0	0	0	0
	<i>Percentage &gt;</i>	100.00	0.00	0.00	0	0
2	Weightage given to Employability / entrepreneurship / Skildevelopment	5	1	0	0	0
	<i>Percentage &gt;</i>	83.33	16.67	0.00	0	0
3	Weightage given to practical, field work component	5	1	0	0	0
	<i>Percentage &gt;</i>	83.33	16.67	0.00	0	0
4	Depth of the course content	5	1	0	0	0
	<i>Percentage &gt;</i>	83.33	16.67	0.00	0	0
5	Curriculum proved useful at workplace	4	1	1	0	0
	<i>Percentage &gt;</i>	66.67	16.67	16.67	0	0
6	Incorporation of component about development of ability to manage/leadership qualities	5	1	0	0	0
	<i>Percentage &gt;</i>	83.33	16.67	0.00	0	0
7	weightage given to Learning values (in terms of knowledge, concepts, manual skills, analytical abilities and broadening perspectives)	5	1	0	0	0
	<i>Percentage &gt;</i>	83.33	16.67	0.00	0	0
8	Quality, Clarity and relevance of textual reading/ Referencematerial / Study material	5	1	0	0	0
	<i>Percentage &gt;</i>	83.33	16.67	0.00	0	0
9	Usage of Curriculum for development of human resource at your industry/workplace	5	1	0	0	0
	<i>Percentage &gt;</i>	83.33	16.67	0.00	0	0
10	Overall rating	5	1	0	0	0
	<i>Percentage &gt;</i>	83.33	16.67	0	0	0

**Dr.Babasaheb Ambedkar Mahavidhyalaya, Amravati**

**Employer Feedback Analysis**

**Session-2021-2022**

The analysis of responses received from the Employer respondent is presented in following table

Numbr of feedback form received :

**3**

Sr No.	Parameters	Excellent	Very Good	Good	Average	Poor
1	Innovativeness and creativity	2	1	0	0	0
	<i>Percentage &gt;</i>	66.67	33.33	0.00	0	0
2	Weightage given to Employability / entrepreneurship / Skildevelopment	2	1	0	0	0
	<i>Percentage &gt;</i>	66.67	33.33	0.00	0	0
3	Weightage given to practical, field work component	3	0	0	0	0
	<i>Percentage &gt;</i>	100.00	0.00	0.00	0	0
4	Depth of the course content	2	1	0	0	0
	<i>Percentage &gt;</i>	66.67	33.33	0.00	0	0
5	Curriculum proved useful at workplace	2	1	0	0	0
	<i>Percentage &gt;</i>	66.67	33.33	0.00	0	0
6	Incorporation of component about development of ability to manage/leadership qualities	3	0	0	0	0
	<i>Percentage &gt;</i>	100.00	0.00	0.00	0	0
7	weightage given to Learning values (in terms of knowledge, concepts, manual skills, analytical abilities and broadening perspectives)	3	0	0	0	0
	<i>Percentage &gt;</i>	100.00	0.00	0.00	0	0
8	Quality, Clarity and relevance of textual reading/ Referencematerial / Study material	2	1	0	0	0
	<i>Percentage &gt;</i>	66.67	33.33	0.00	0	0
9	Usage of Curriculum for development of human resource at your industry/workplace	3	0	0	0	0
	<i>Percentage &gt;</i>	100.00	0.00	0.00	0	0
10	Overall rating	2	1	0	0	0
	<i>Percentage &gt;</i>	66.67	33.33	0	0	0

**Dr.Babasaheb Ambedkar Mahavidhyalaya, Amravati**

**Employer Feedback Analysis**

**Session-2020- 2021**

The analysis of responses received from the Employer respondent is presented in following table

Numbr of feedback form received :

**4**

<b>Sr No.</b>	<b>Parameters</b>	<b>Excellent</b>	<b>Very Good</b>	<b>Good</b>	<b>Average</b>	<b>Poor</b>
1	Innovativeness and creativity	4	0	0	0	0
	<i>Percentage &gt;</i>	100.00	0.00	0.00	0	0
2	Weightage given to Employability / entrepreneurship / Skildevelopment	3	1	0	0	0
	<i>Percentage &gt;</i>	75.00	25.00	0.00	0	0
3	Weightage given to practical, field work component	4	0	0	0	0
	<i>Percentage &gt;</i>	100.00	0.00	0.00	0	0
4	Depth of the course content	3	1	0	0	0
	<i>Percentage &gt;</i>	75.00	25.00	0.00	0	0
5	Curriculum proved useful at workplace	4	0	0	0	0
	<i>Percentage &gt;</i>	100.00	0.00	0.00	0	0
6	Incorporation of component about development of ability tomanage/leadership qualities	3	1	0	0	0
	<i>Percentage &gt;</i>	75.00	25.00	0.00	0	0
7	weightage given to Learning values (in terms of knowledge, concepts, manual skills, analytical abilities and broadening perspectives)	3	1	0	0	0
	<i>Percentage &gt;</i>	75.00	25.00	0.00	0	0
8	Quality, Clarity and relevance of textual reading/ Referencematerial / Study material	3	1	0	0	0
	<i>Percentage &gt;</i>	75.00	25.00	0.00	0	0
9	Usage of Curriculum for development of human resource atyour industry/workplace	3	1	0	0	0
	<i>Percentage &gt;</i>	75.00	25.00	0.00	0	0
10	Overall rating	3	1	0	0	0
	<i>Percentage &gt;</i>	75.00	25.00	0	0	0

**Dr.Babasaheb Ambedkar Mahavidhyalaya, Amravati**

**Employer Feedback Analysis**

**Session-2019--2020**

The analysis of responses received from the Employer respondent is presented in following table

Numbr of feedback form received :

**4**

<b>Sr No.</b>	<b>Parameters</b>	<b>Excellent</b>	<b>Very Good</b>	<b>Good</b>	<b>Average</b>	<b>Poor</b>
1	Innovativeness and creativity	4	0	0	0	0
	<i>Percentage &gt;</i>	100.00	0.00	0.00	0	0
2	Weightage given to Employability / entrepreneurship / Skildevelopment	3	1	0	0	0
	<i>Percentage &gt;</i>	75.00	25.00	0.00	0	0
3	Weightage given to practical, field work component	4	0	0	0	0
	<i>Percentage &gt;</i>	100.00	0.00	0.00	0	0
4	Depth of the course content	3	1	0	0	0
	<i>Percentage &gt;</i>	75.00	25.00	0.00	0	0
5	Curriculum proved useful at workplace	3	1	0	0	0
	<i>Percentage &gt;</i>	75.00	25.00	0.00	0	0
6	Incorporation of component about development of ability tomanage/leadership qualities	4	0	0	0	0
	<i>Percentage &gt;</i>	100.00	0.00	0.00	0	0
7	weightage given to Learning values (in terms of knowledge, concepts, manual skills, analytical abilities and broadening perspectives)	4	0	0	0	0
	<i>Percentage &gt;</i>	100.00	0.00	0.00	0	0
8	Quality, Clarity and relevance of textual reading/ Referencematerial / Study material	3	1	0	0	0
	<i>Percentage &gt;</i>	75.00	25.00	0.00	0	0
9	Usage of Curriculum for development of human resource atyour industry/workplace	4	0	0	0	0
	<i>Percentage &gt;</i>	100.00	0.00	0.00	0	0
10	Overall rating	4	0	0	0	0
	<i>Percentage &gt;</i>	100.00	0.00	0	0	0

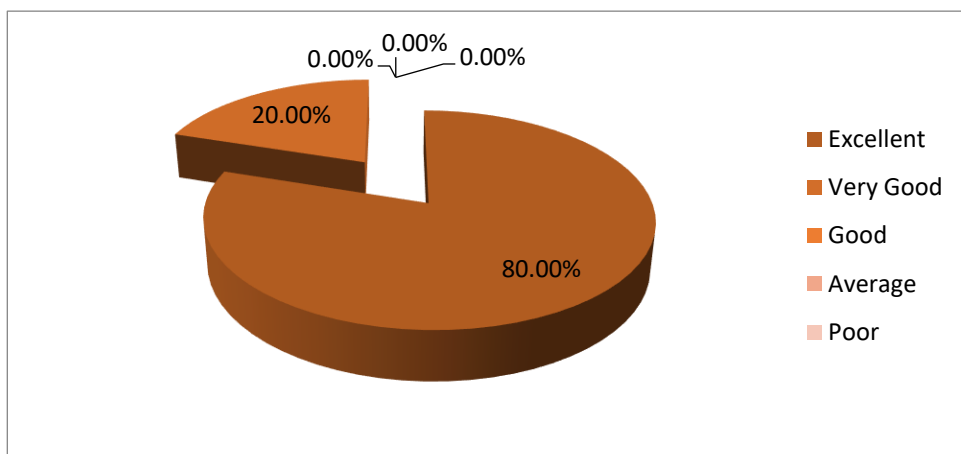
**Dr.Babasaheb Ambedkar Mahavidhyalaya, Amravati**

**Employer Feedback Analysis**

**Session-2023-2024**

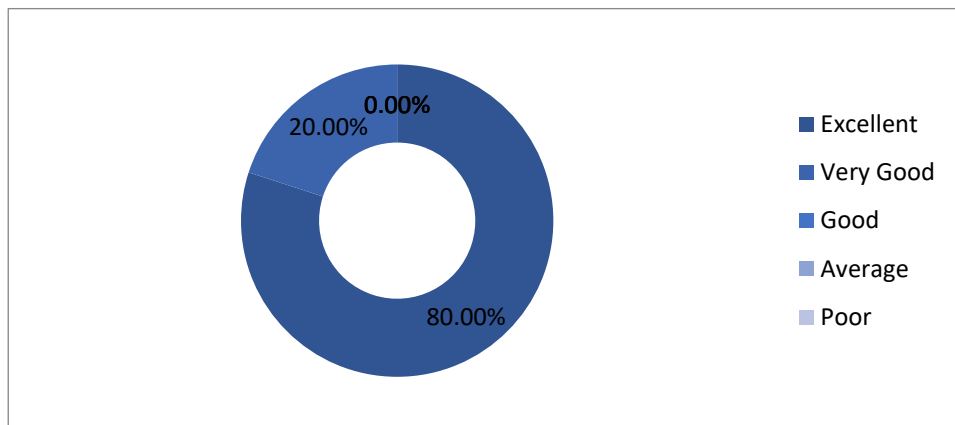
1) Innovativeness and creativity

<b>Excellent</b>	<b>Very Good</b>	<b>Good</b>	<b>Average</b>	<b>Poor</b>
80.00%	20.00%	0.00%	0.00%	0.00%
4	1	0	0	0



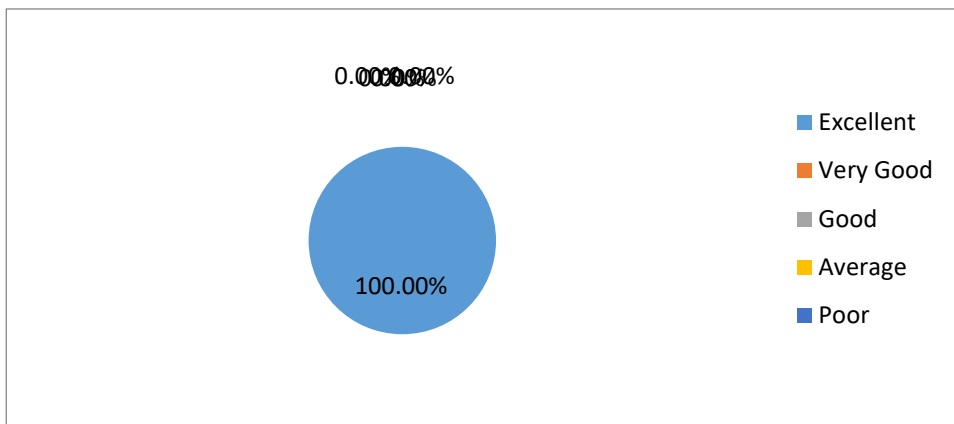
2) Weightage given to Employability / entrepreneurship / Skilldevelopment

<b>Excellent</b>	<b>Very Good</b>	<b>Good</b>	<b>Average</b>	<b>Poor</b>
80.00%	20.00%	0.00%	0.00%	0.00%
4	1	0	0	0



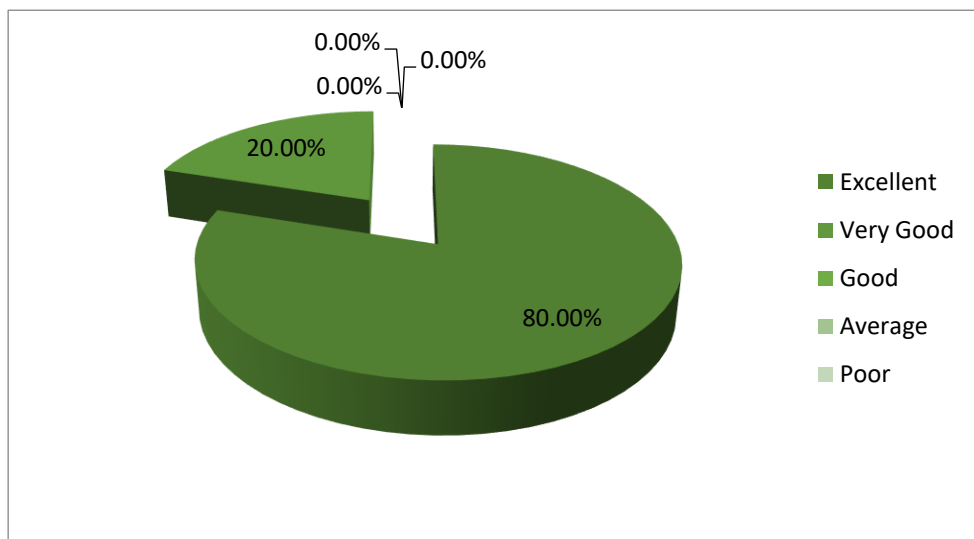
### 3) Weightage given to practical, field work component

Excellent	Very Good	Good	Average	Poor
100.00%	0.00%	0.00%	0.00%	0.00%
5	0	0	0	0



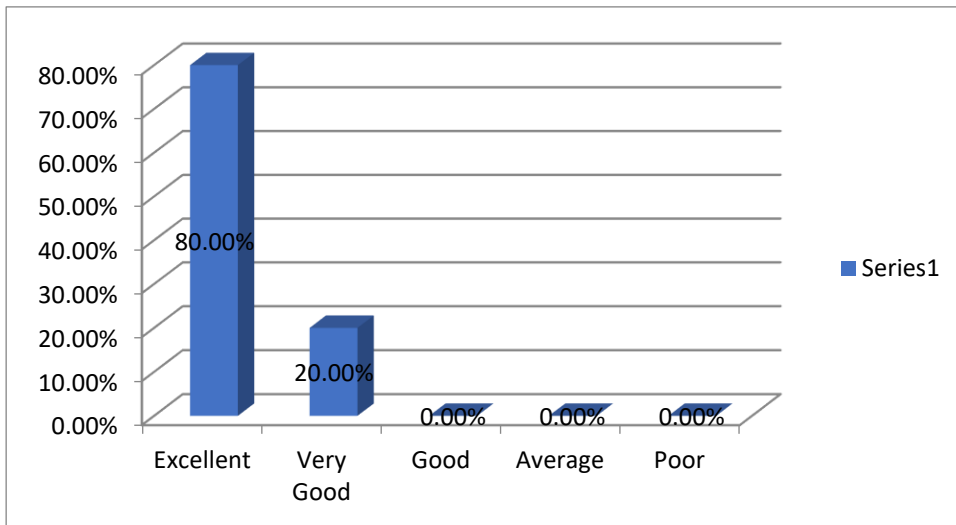
### 4) Depth of the course content

Excellent	Very Good	Good	Average	Poor
80.00%	20.00%	0.00%	0.00%	0.00%
4	1	0	0	0



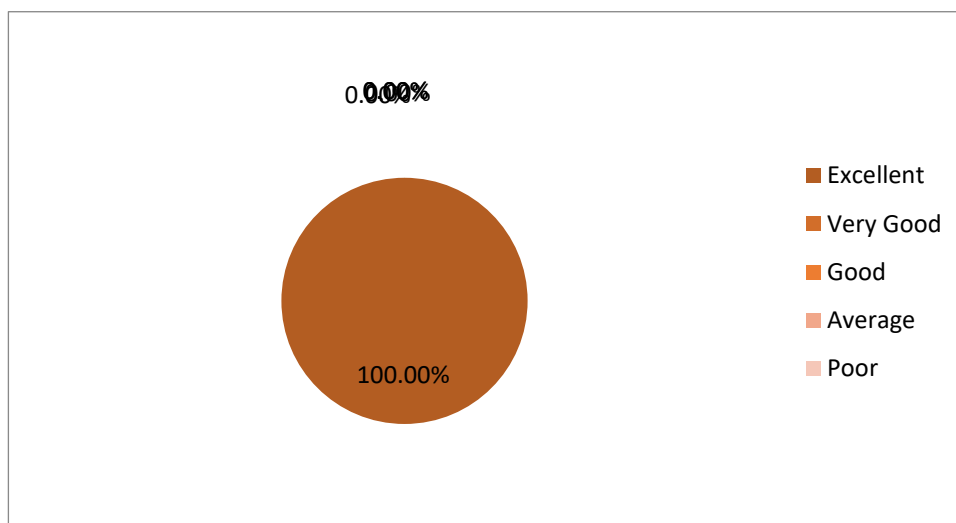
5) Curriculum proved useful at workplace

Excellent	Very Good	Good	Average	Poor
80.00%	20.00%	0.00%	0.00%	0.00%
4	1	0	0	0



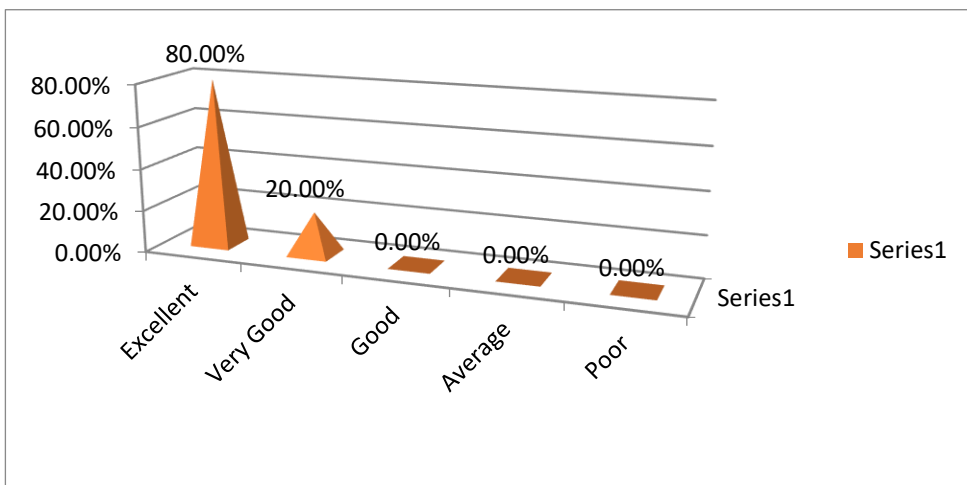
6) Incorporation of component about development of ability to manage/leadership qualities

Excellent	Very Good	Good	Average	Poor
100.00%	0.00%	0.00%	0.00%	0.00%
5	0	0	0	0



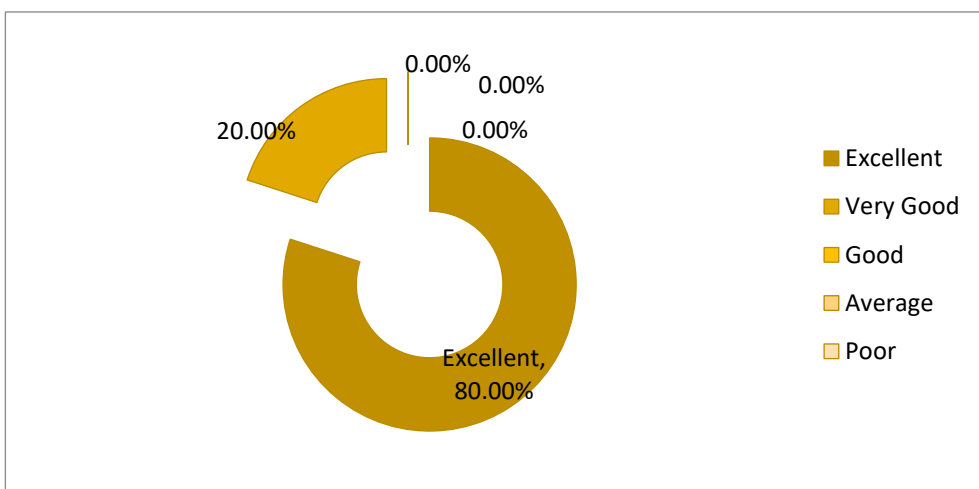
7) Weightage given to Learning values (in terms of knowledge, concepts, manual skills, analytical abilities and bro

Excellent	Very Good	Good	Average	Poor
80.00%	20.00%	0.00%	0.00%	0.00%
4	1	0	0	0



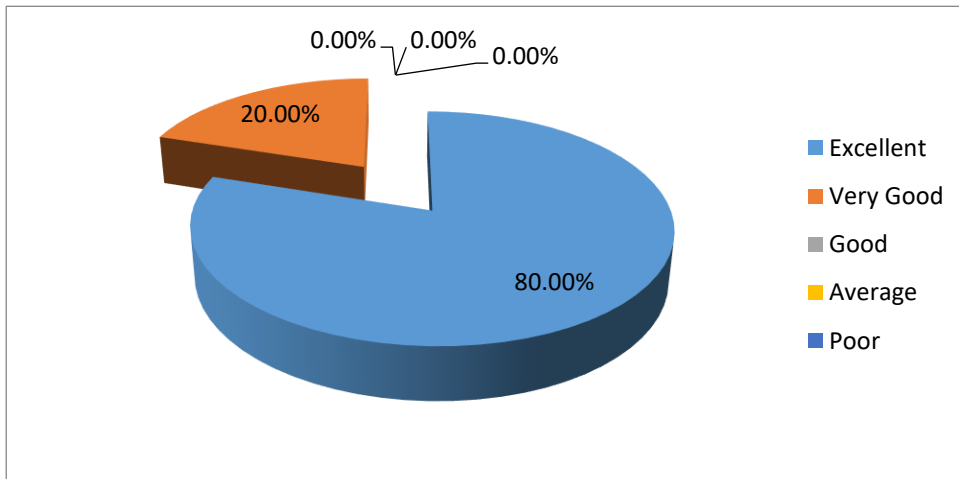
8) Quality, Clarity and relevance of textual reading/ Referencematerial / Study material

Excellent	Very Good	Good	Average	Poor
80.00%	20.00%	0.00%	0.00%	0.00%
4	1	0	0	0



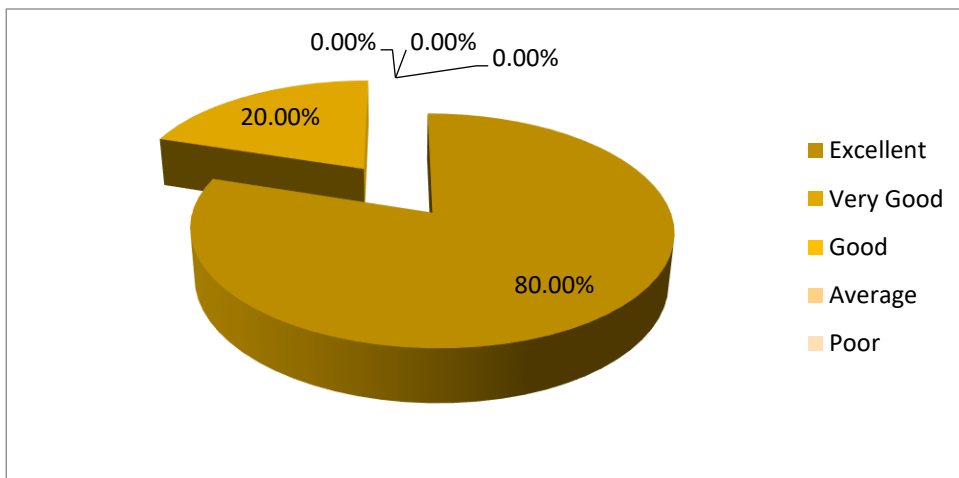
9) Usage of Curriculum for development of human resource at your industry/workplace

Excellent	Very Good	Good	Average	Poor
80.00%	20.00%	0.00%	0.00%	0.00%
4	1	0	0	0



10) Overall rating

Excellent	Very Good	Good	Average	Poor
80.00%	20.00%	0.00%	0.00%	0.00%
4	1	0	0	0



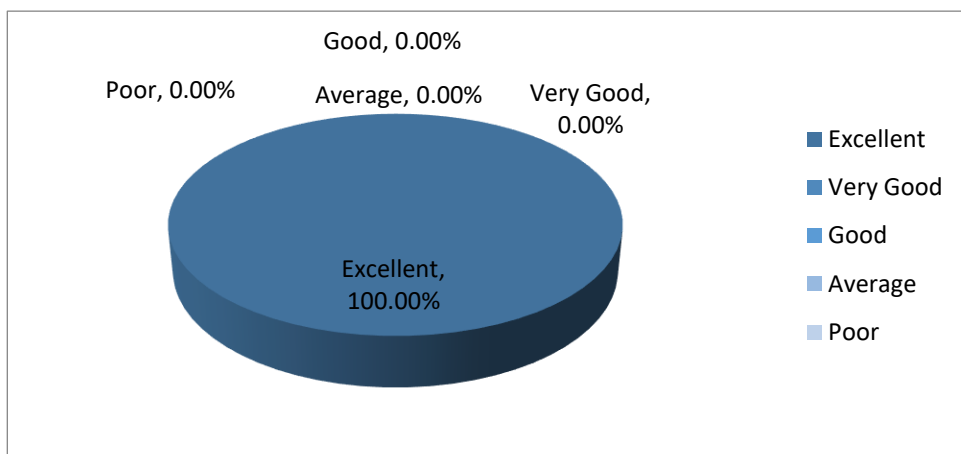
**Dr.Babasaheb Ambedkar Mahavidhyalaya, Amravati**

**Employer Feedback Analysis**

**Session-2022-2023**

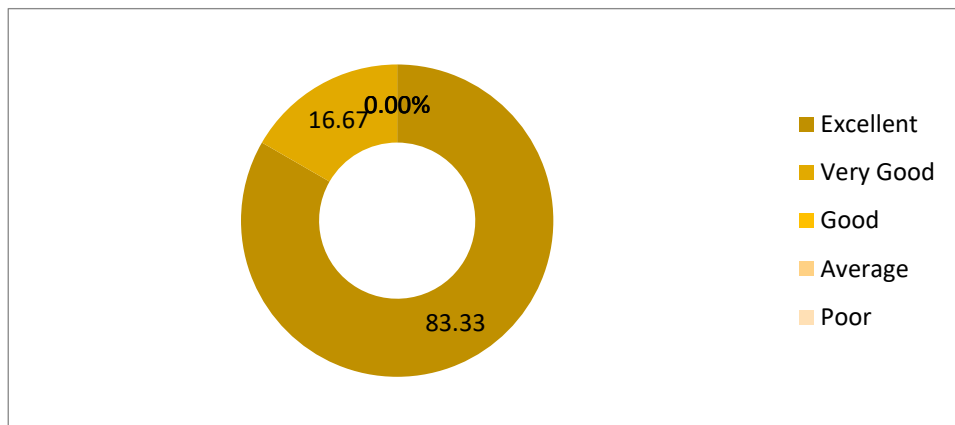
1) Innovativeness and creativity

<b>Excellent</b>	<b>Very Good</b>	<b>Good</b>	<b>Average</b>	<b>Poor</b>
100.00%	0.00%	0.00%	0.00%	0.00%
6	0	0	0	0



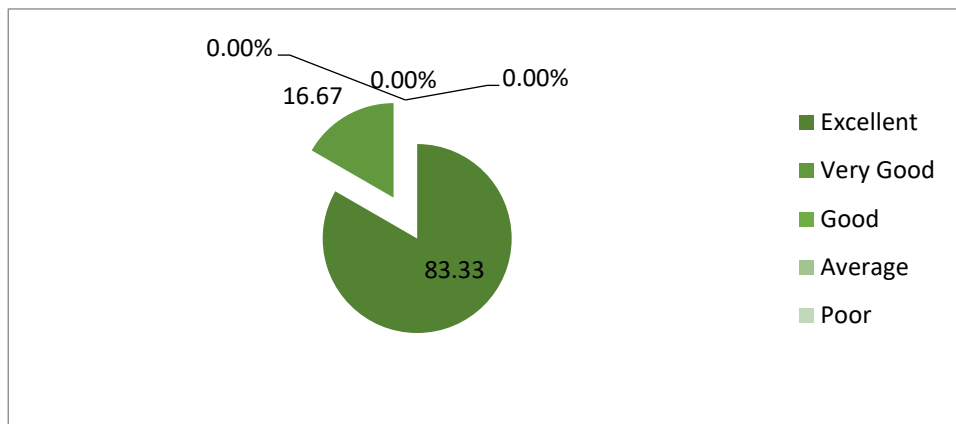
2) Weightage given to Employability / entrepreneurship / Skilldevelopment

<b>Excellent</b>	<b>Very Good</b>	<b>Good</b>	<b>Average</b>	<b>Poor</b>
83.33	16.67	0.00%	0.00%	0.00%
5	1	0	0	0



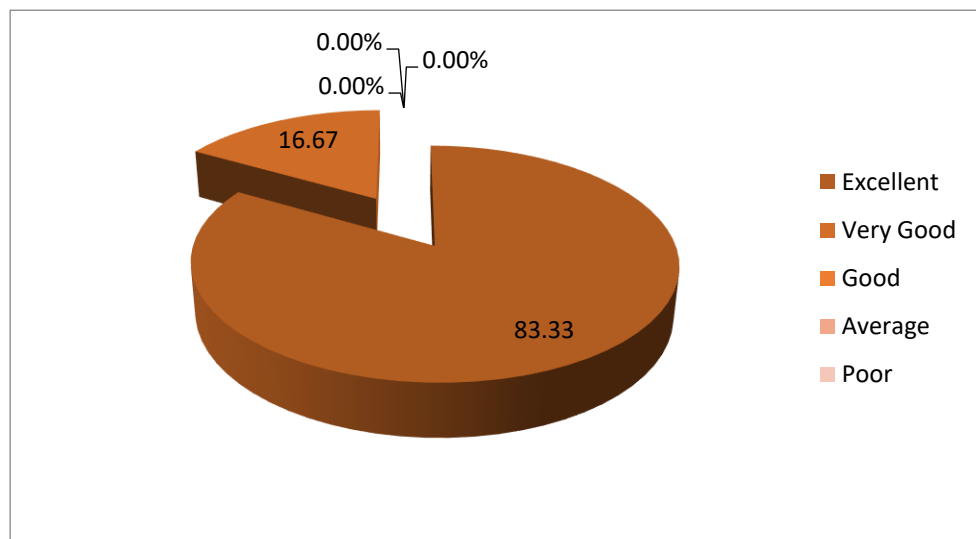
### 3) Weightage given to practical, field work component

Excellent	Very Good	Good	Average	Poor
83.33	16.67	0.00%	0.00%	0.00%
5	1	0	0	0



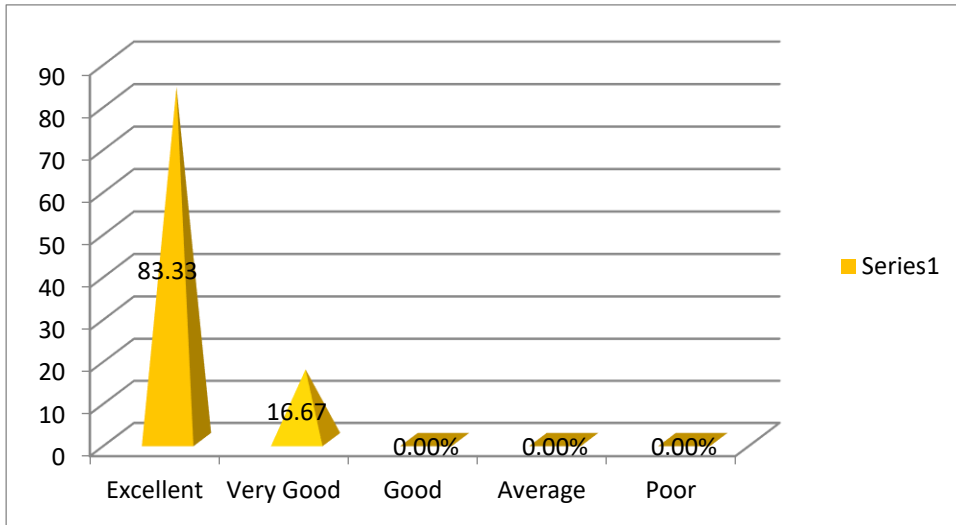
### 4) Depth of the course content

Excellent	Very Good	Good	Average	Poor
83.33	16.67	0.00%	0.00%	0.00%
5	1	0	0	0



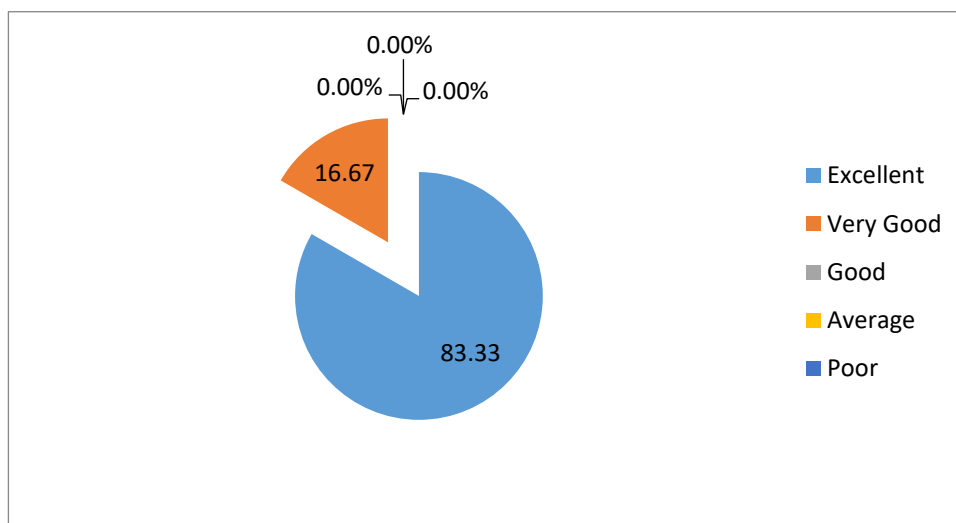
5) Curriculum proved useful at workplace

Excellent	Very Good	Good	Average	Poor
83.33	16.67	0.00%	0.00%	0.00%
5	1	0	0	0



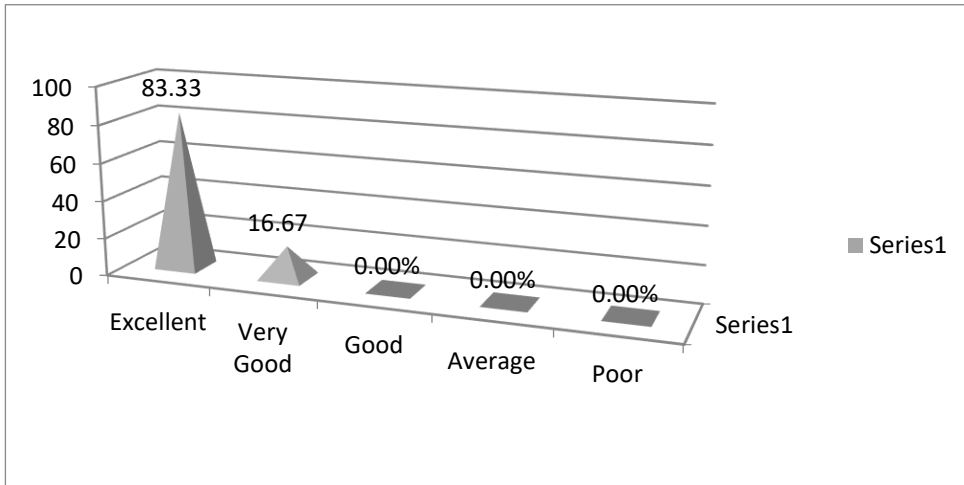
6) Incorporation of component about development of ability to manage/leadership qualities

Excellent	Very Good	Good	Average	Poor
83.33	16.67	0.00%	0.00%	0.00%
5	1	0	0	0



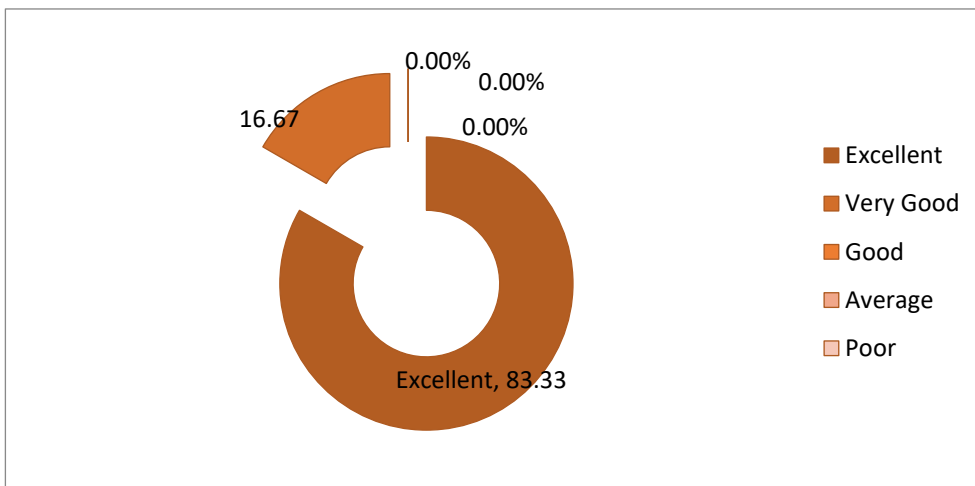
7) Weightage given to Learning values (in terms of knowledge, concepts, manual skills, analytical abilities and bro

Excellent	Very Good	Good	Average	Poor
83.33	16.67	0.00%	0.00%	0.00%
5	1	0	0	0



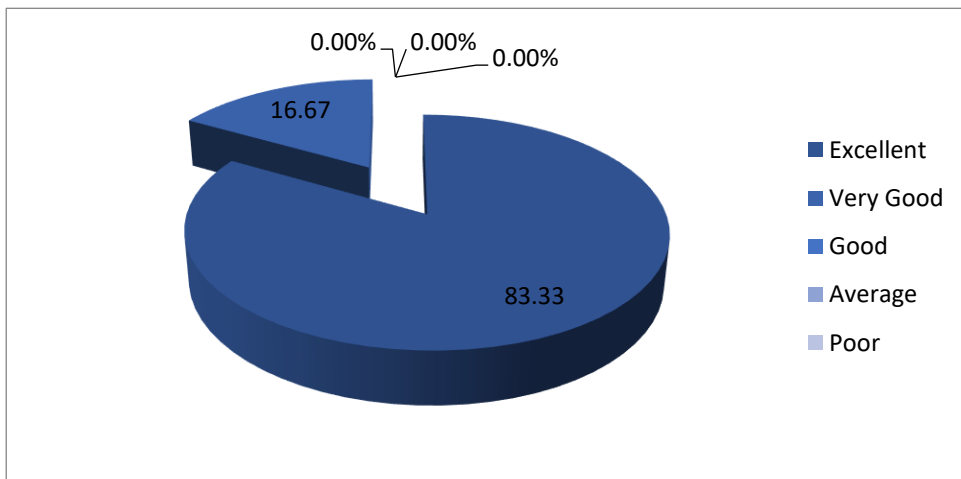
8) Quality, Clarity and relevance of textual reading/ Referencematerial / Study material

Excellent	Very Good	Good	Average	Poor
83.33	16.67	0.00%	0.00%	0.00%
5	1	0	0	0



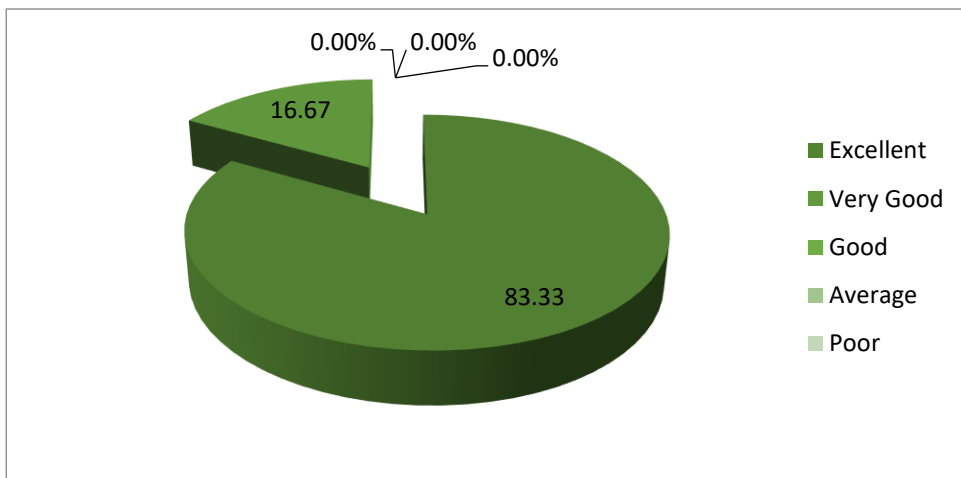
9) Usage of Curriculum for development of human resource at your industry/workplace

Excellent	Very Good	Good	Average	Poor
83.33	16.67	0.00%	0.00%	0.00%
5	1	0	0	0



10) Overall rating

Excellent	Very Good	Good	Average	Poor
83.33	16.67	0.00%	0.00%	0.00%
5	1	0	0	0



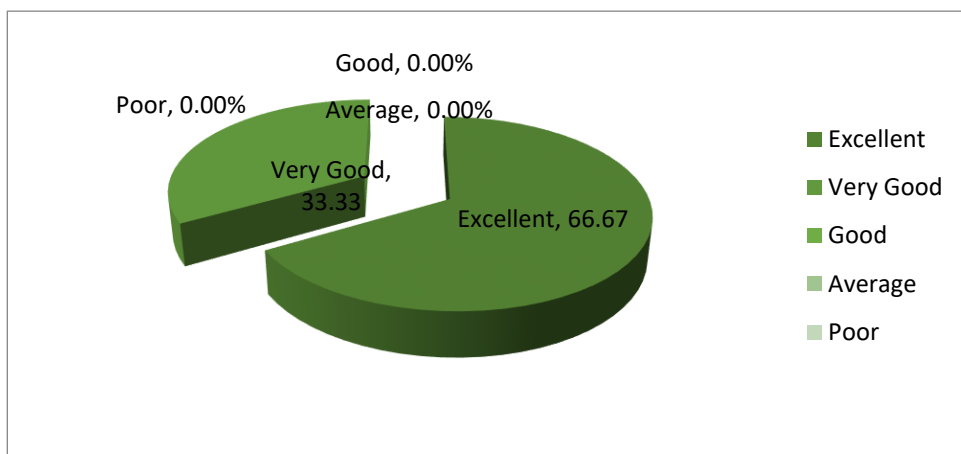
**Dr.Babasaheb Ambedkar Mahavidhyalaya, Amravati**

**Employer Feedback Analysis**

**Session-2021-2022**

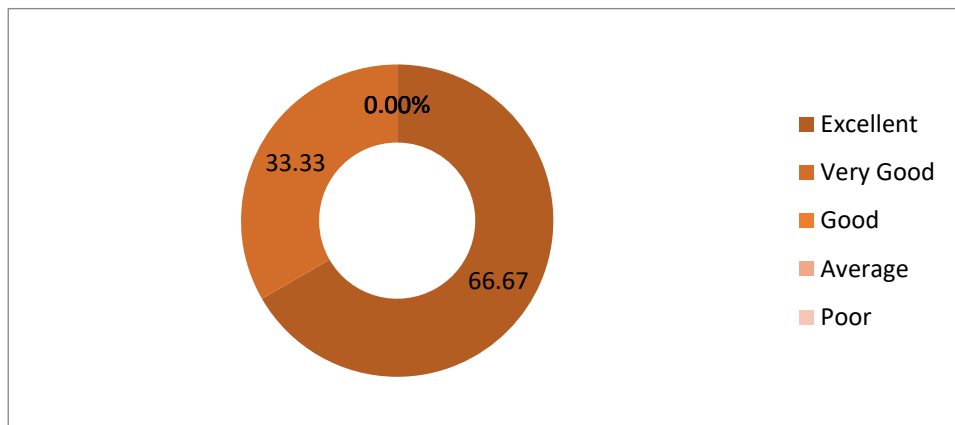
1) Innovativeness and creativity

<b>Excellent</b>	<b>Very Good</b>	<b>Good</b>	<b>Average</b>	<b>Poor</b>
66.67	33.33	0.00%	0.00%	0.00%
2	1	0	0	0



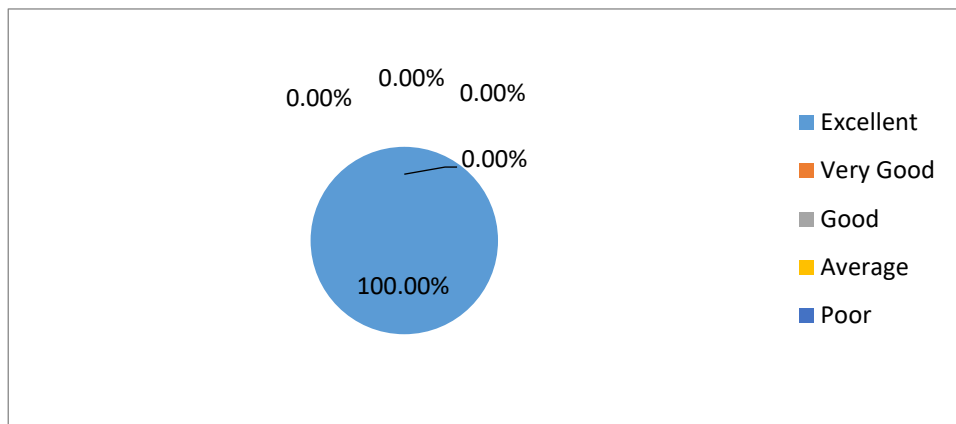
2) Weightage given to Employability / entrepreneurship / Skilldevelopment

<b>Excellent</b>	<b>Very Good</b>	<b>Good</b>	<b>Average</b>	<b>Poor</b>
66.67	33.33	0.00%	0.00%	0.00%
2	1	0	0	0



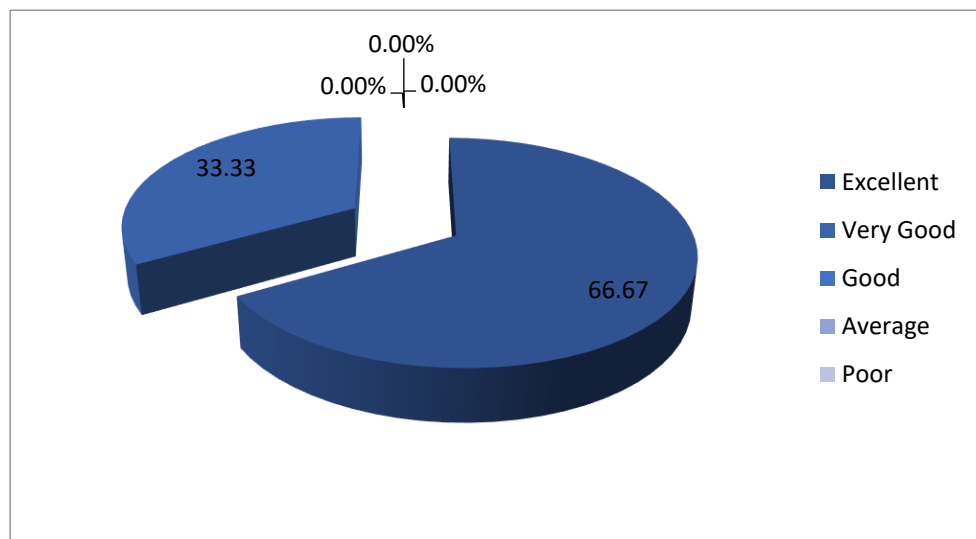
### 3) Weightage given to practical, field work component

Excellent	Very Good	Good	Average	Poor
100.00%	0.00%	0.00%	0.00%	0.00%
3	0	0	0	0



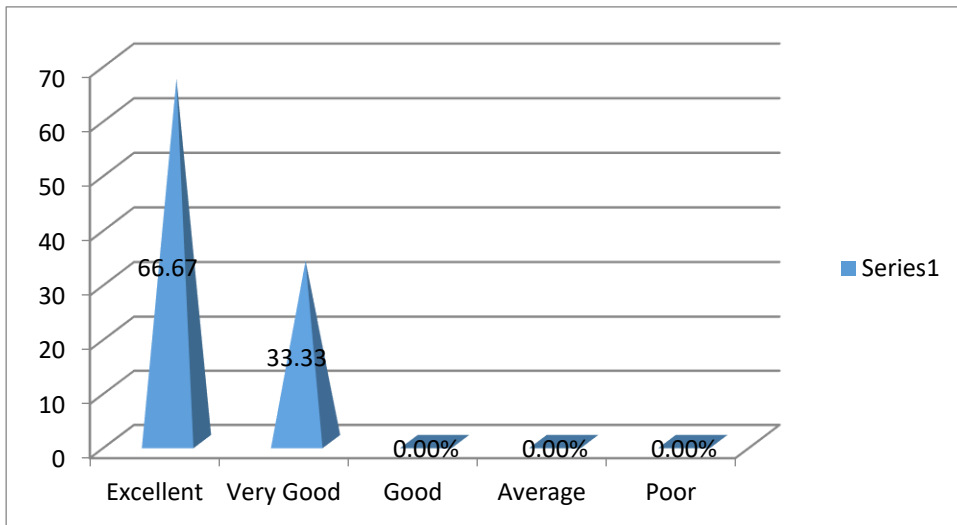
### 4) Depth of the course content

Excellent	Very Good	Good	Average	Poor
66.67	33.33	0.00%	0.00%	0.00%
2	1	0	0	0



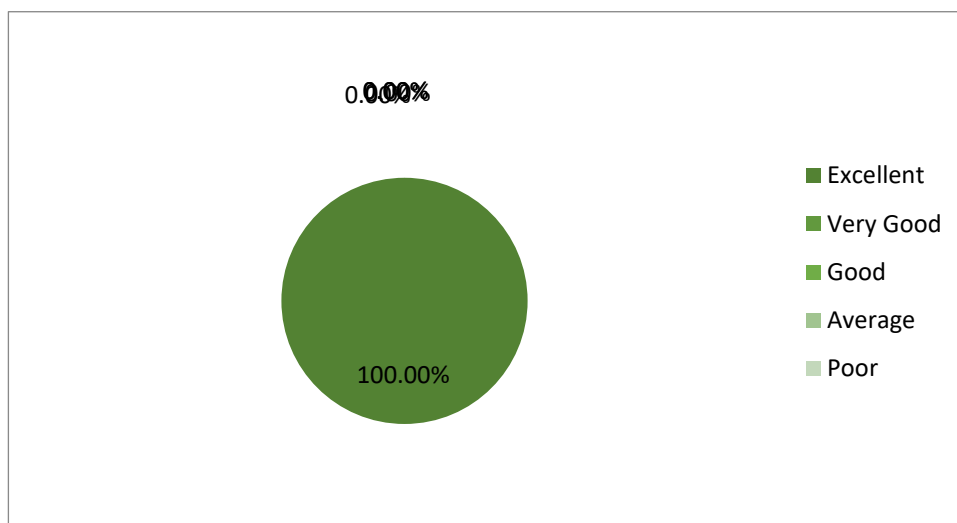
5) Curriculum proved useful at workplace

Excellent	Very Good	Good	Average	Poor
66.67	33.33	0.00%	0.00%	0.00%
2	1	0	0	0



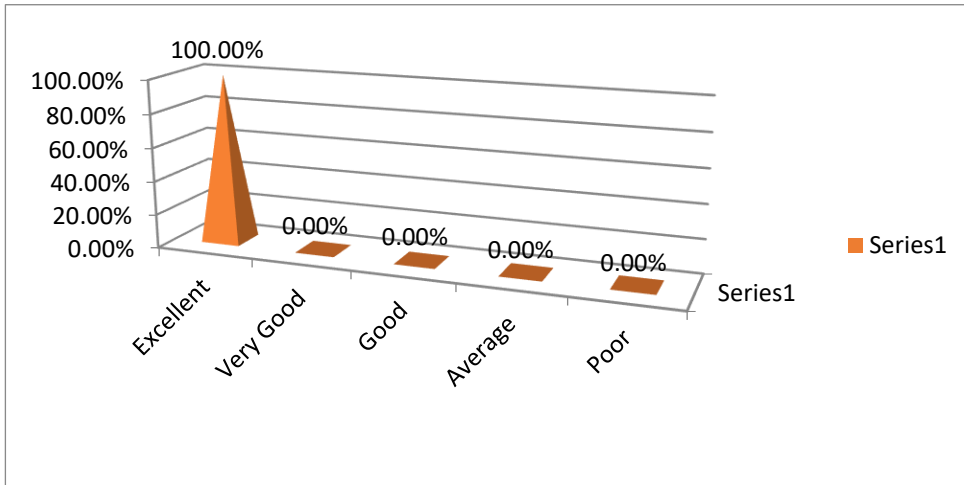
6) Incorporation of component about development of ability to manage/leadership qualities

Excellent	Very Good	Good	Average	Poor
100.00%	0.00%	0.00%	0.00%	0.00%
3	0	0	0	0



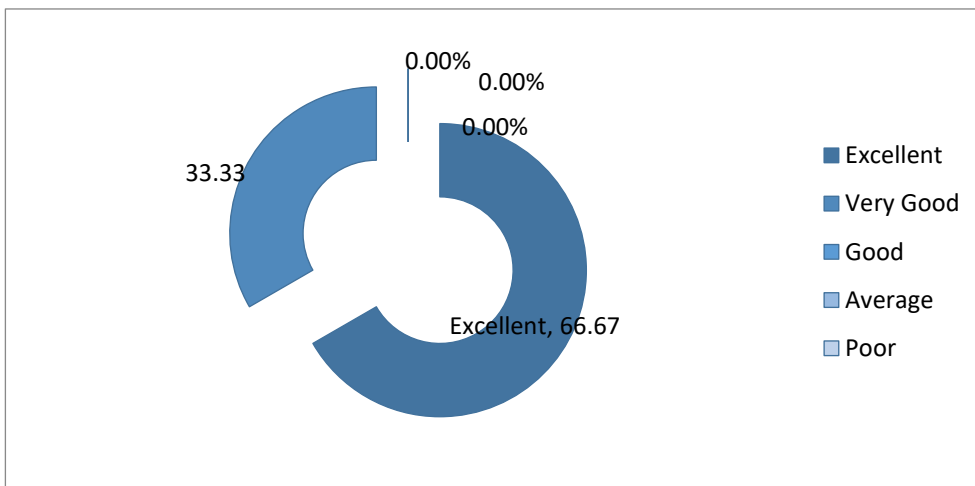
7) Weightage given to Learning values (in terms of knowledge, concepts, manual skills, analytical abilities and bro

Excellent	Very Good	Good	Average	Poor
100.00%	0.00%	0.00%	0.00%	0.00%
3	0	0	0	0



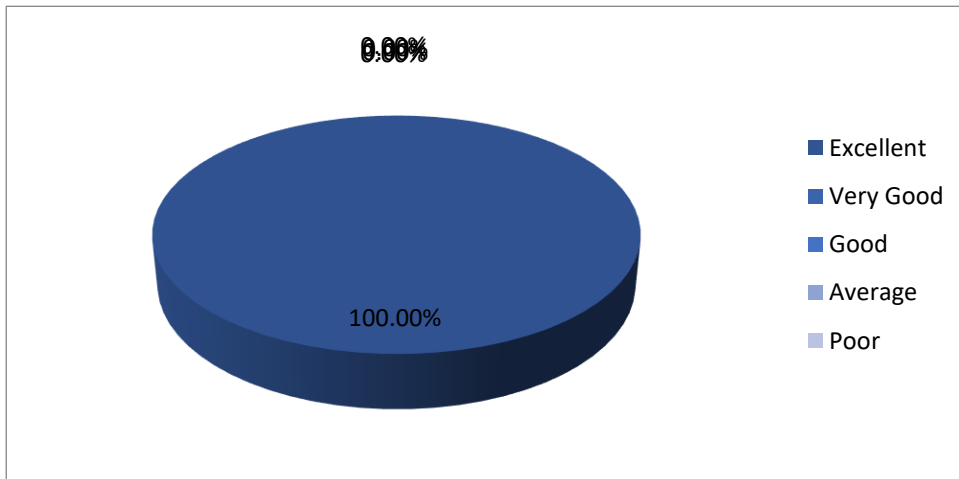
8) Quality, Clarity and relevance of textual reading/ Referencematerial / Study material

Excellent	Very Good	Good	Average	Poor
66.67	33.33	0.00%	0.00%	0.00%
2	1	0	0	0



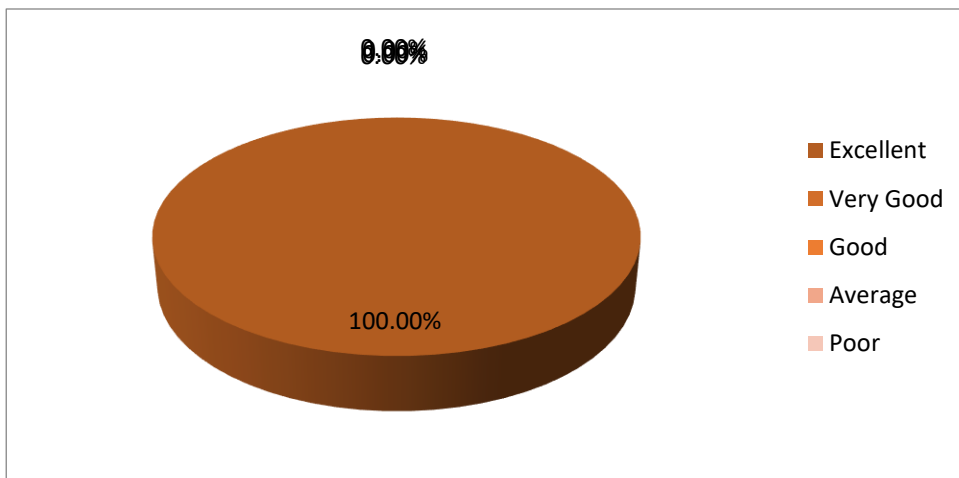
9) Usage of Curriculum for development of human resource at your industry/workplace

Excellent	Very Good	Good	Average	Poor
100.00%	0.00%	0.00%	0.00%	0.00%
3	0	0	0	0



10) Overall rating

Excellent	Very Good	Good	Average	Poor
66.67	33.33	0.00%	0.00%	0.00%
2	1	0	0	0



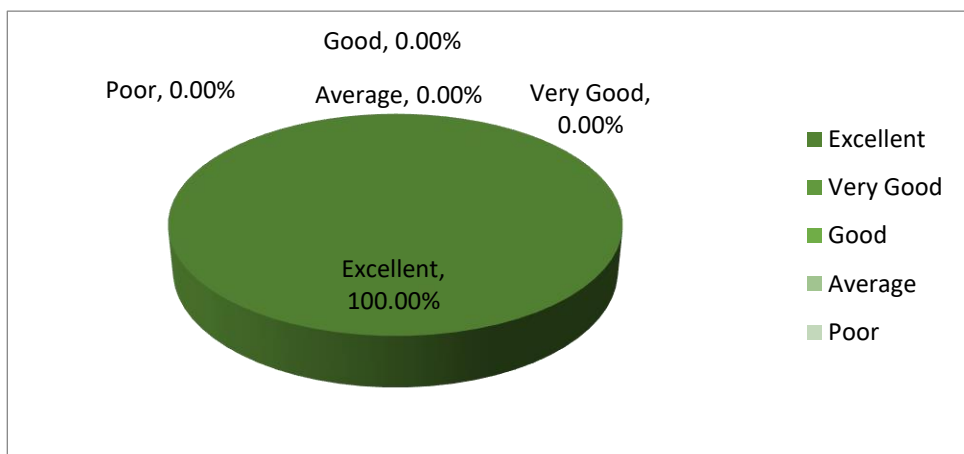
**Dr.Babasaheb Ambedkar Mahavidhyalaya, Amravati**

**Employer Feedback Analysis**

**Session-2020-2021**

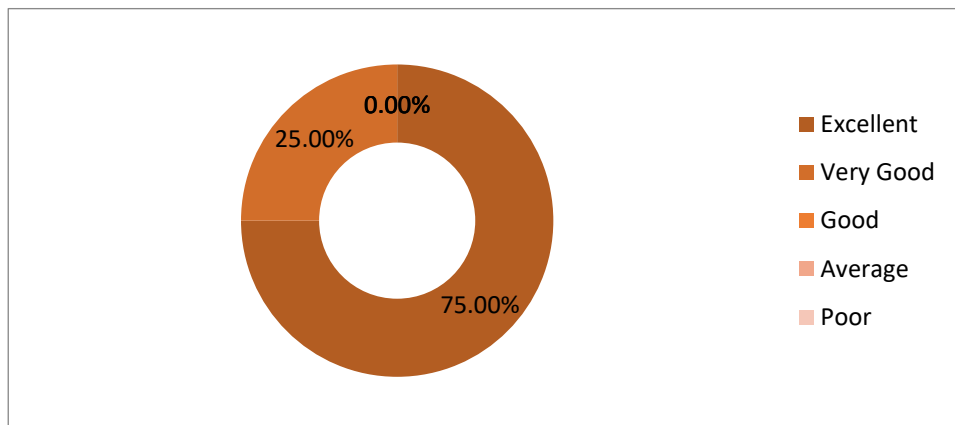
1) Innovativeness and creativity

<b>Excellent</b>	<b>Very Good</b>	<b>Good</b>	<b>Average</b>	<b>Poor</b>
100.00%	0.00%	0.00%	0.00%	0.00%
4	0	0	0	0



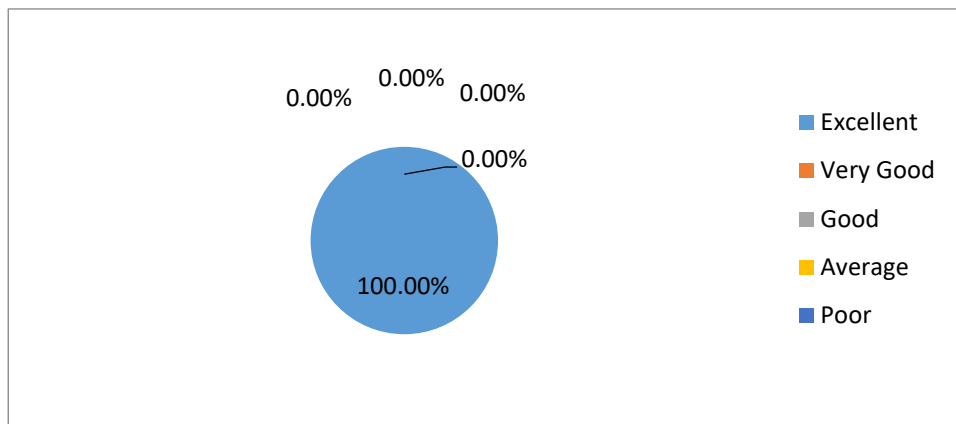
2) Weightage given to Employability / entrepreneurship / Skilldevelopment

<b>Excellent</b>	<b>Very Good</b>	<b>Good</b>	<b>Average</b>	<b>Poor</b>
75.00%	25.00%	0.00%	0.00%	0.00%
3	1	0	0	0



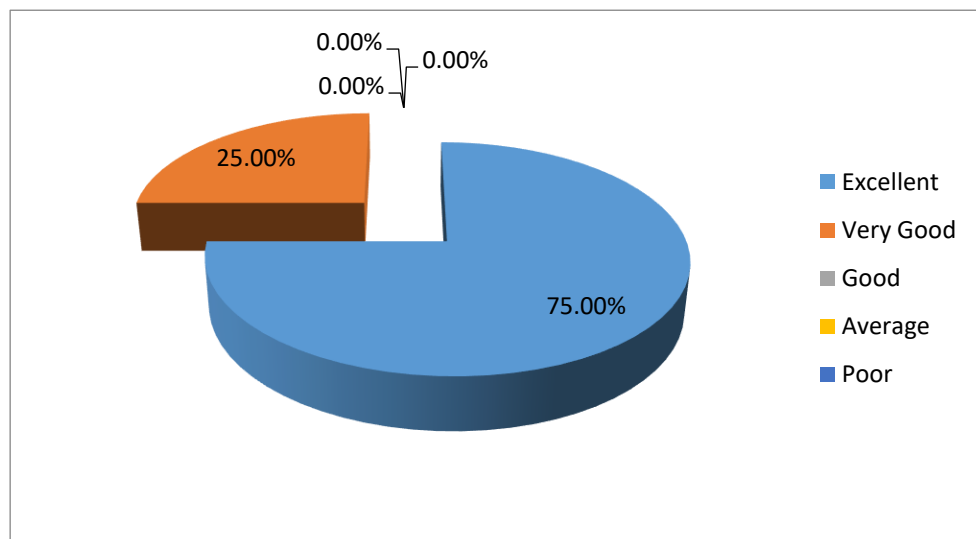
### 3) Weightage given to practical, field work component

Excellent	Very Good	Good	Average	Poor
100.00%	0.00%	0.00%	0.00%	0.00%
4	0	0	0	0



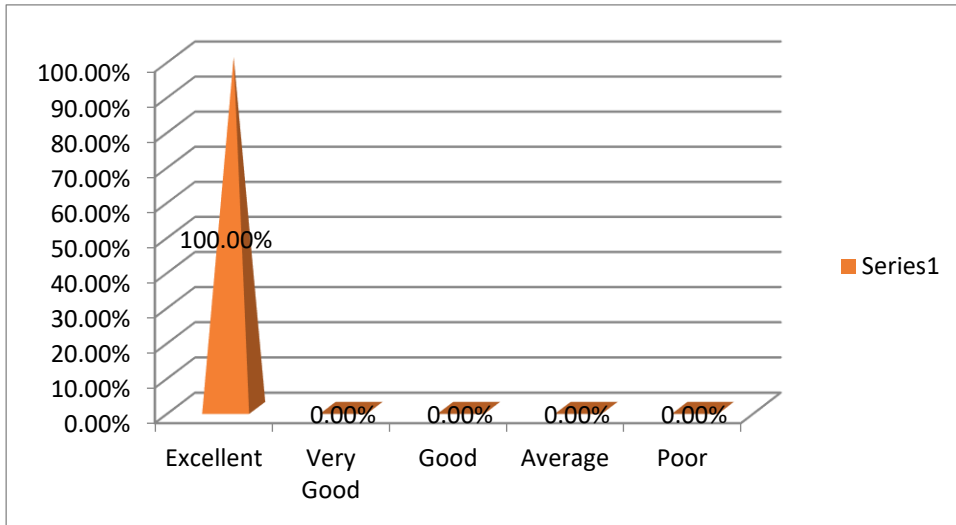
### 4) Depth of the course content

Excellent	Very Good	Good	Average	Poor
75.00%	25.00%	0.00%	0.00%	0.00%
3	1	0	0	0



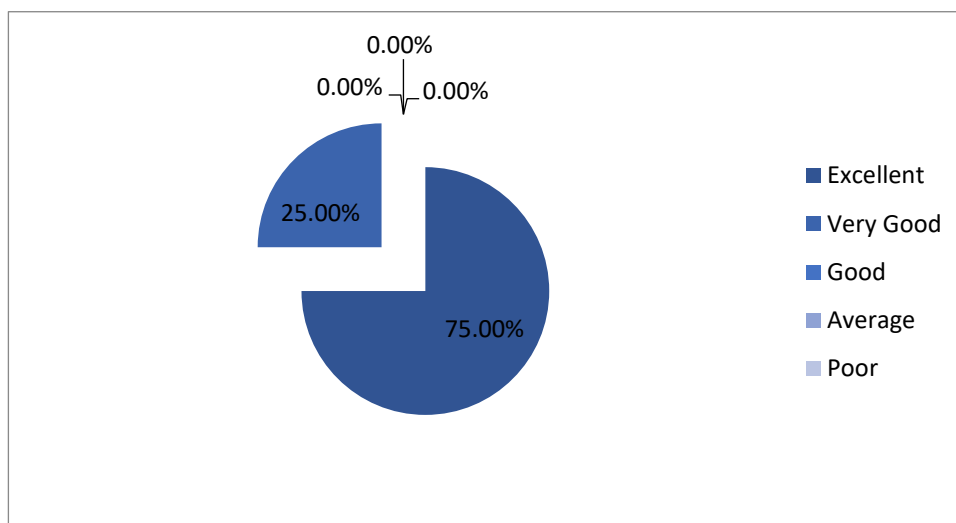
5) Curriculum proved useful at workplace

Excellent	Very Good	Good	Average	Poor
100.00%	0.00%	0.00%	0.00%	0.00%
4	0	0	0	0



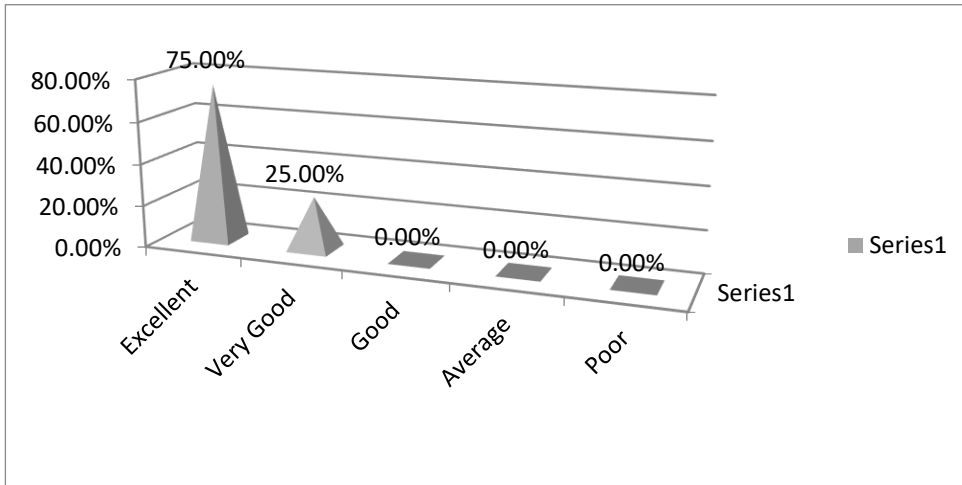
6) Incorporation of component about development of ability to manage/leadership qualities

Excellent	Very Good	Good	Average	Poor
75.00%	25.00%	0.00%	0.00%	0.00%
3	1	0	0	0



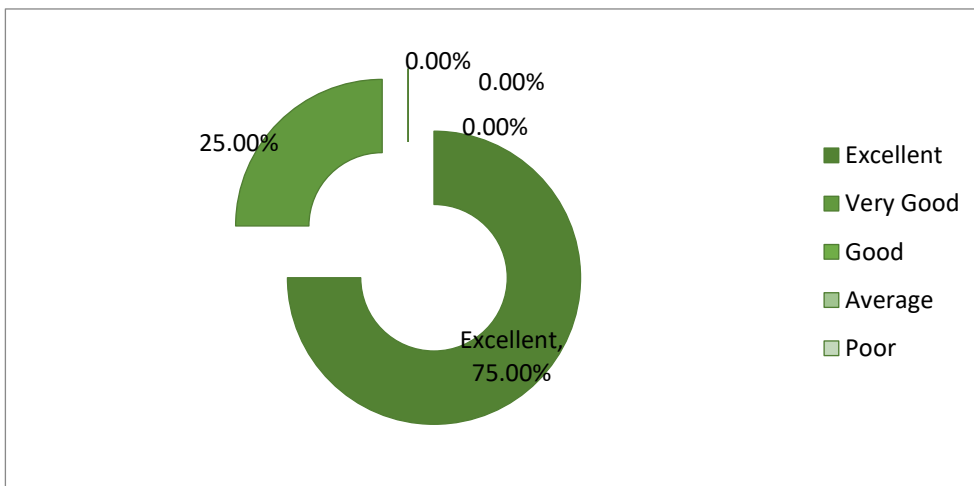
7) Weightage given to Learning values (in terms of knowledge, concepts, manual skills, analytical abilities and bro

Excellent	Very Good	Good	Average	Poor
75.00%	25.00%	0.00%	0.00%	0.00%
3	1	0	0	0



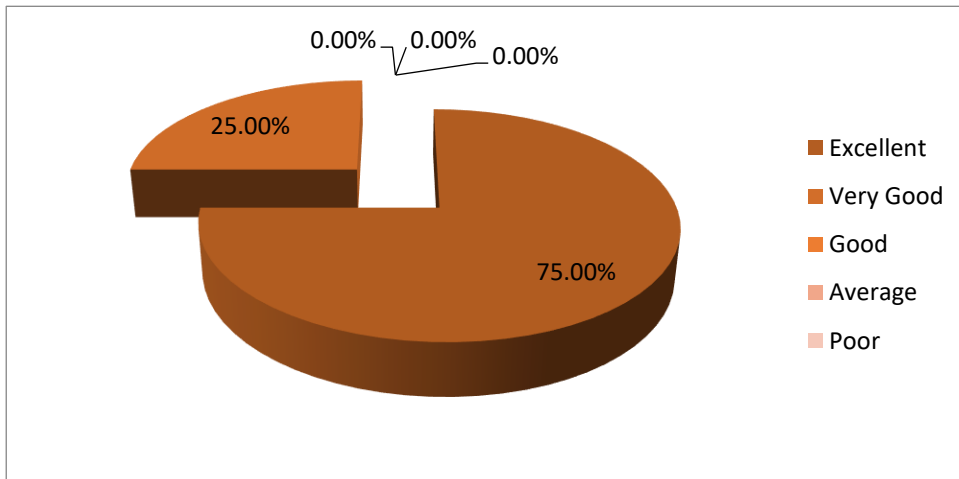
8) Quality, Clarity and relevance of textual reading/ Referencematerial / Study material

Excellent	Very Good	Good	Average	Poor
75.00%	25.00%	0.00%	0.00%	0.00%
3	1	0	0	0



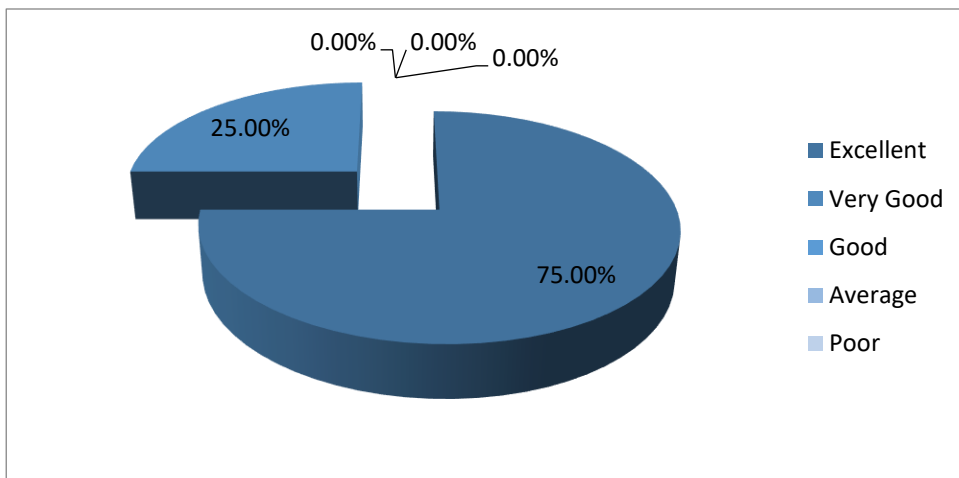
9) Usage of Curriculum for development of human resource at your industry/workplace

Excellent	Very Good	Good	Average	Poor
75.00%	25.00%	0.00%	0.00%	0.00%
3	1	0	0	0



10) Overall rating

Excellent	Very Good	Good	Average	Poor
75.00%	25.00%	0.00%	0.00%	0.00%
3	1	0	0	0



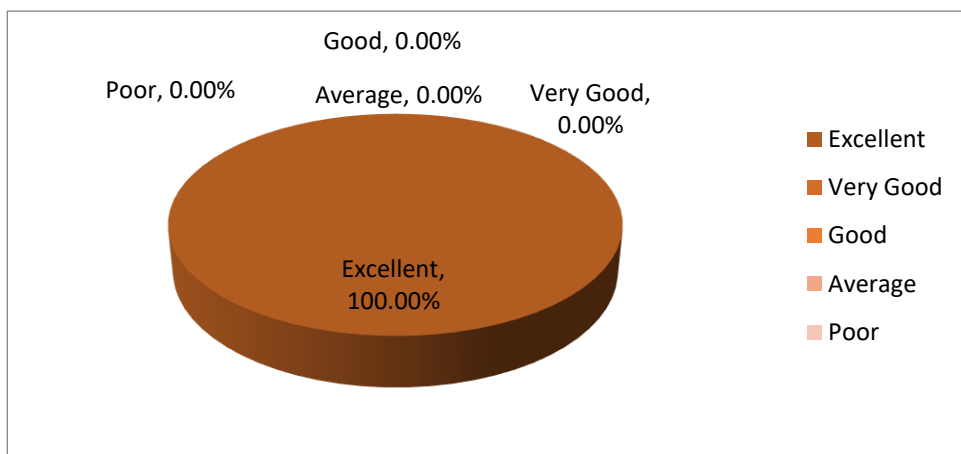
**Dr.Babasaheb Ambedkar Mahavidhyalaya, Amravati**

**Employer Feedback Analysis**

**Session-2019-2020**

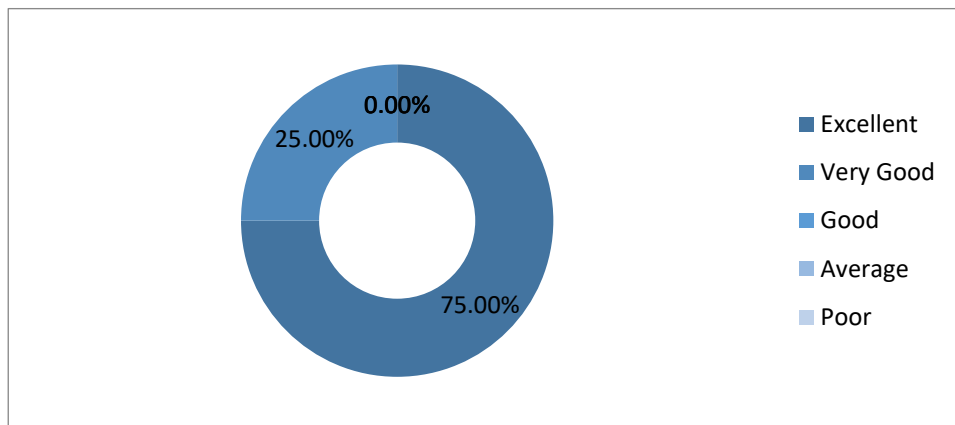
1) Innovativeness and creativity

<b>Excellent</b>	<b>Very Good</b>	<b>Good</b>	<b>Average</b>	<b>Poor</b>
100.00%	0.00%	0.00%	0.00%	0.00%
4	0	0	0	0



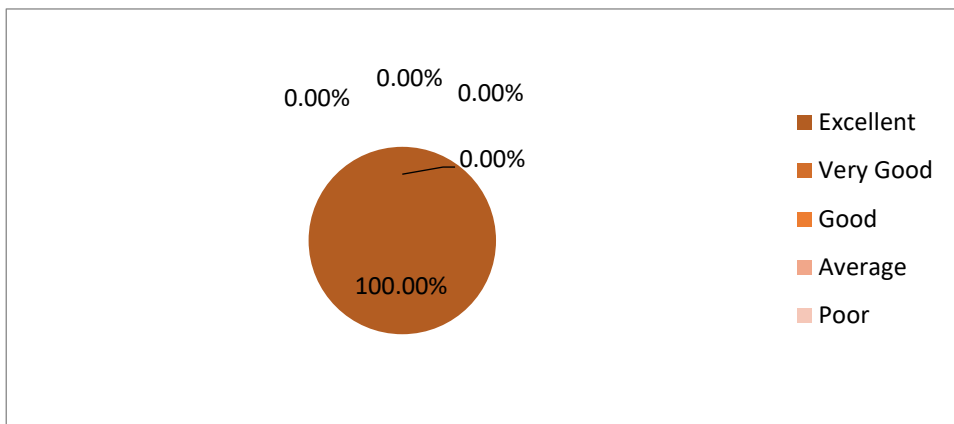
2) Weightage given to Employability / entrepreneurship / Skilldevelopment

<b>Excellent</b>	<b>Very Good</b>	<b>Good</b>	<b>Average</b>	<b>Poor</b>
75.00%	25.00%	0.00%	0.00%	0.00%
3	1	0	0	0



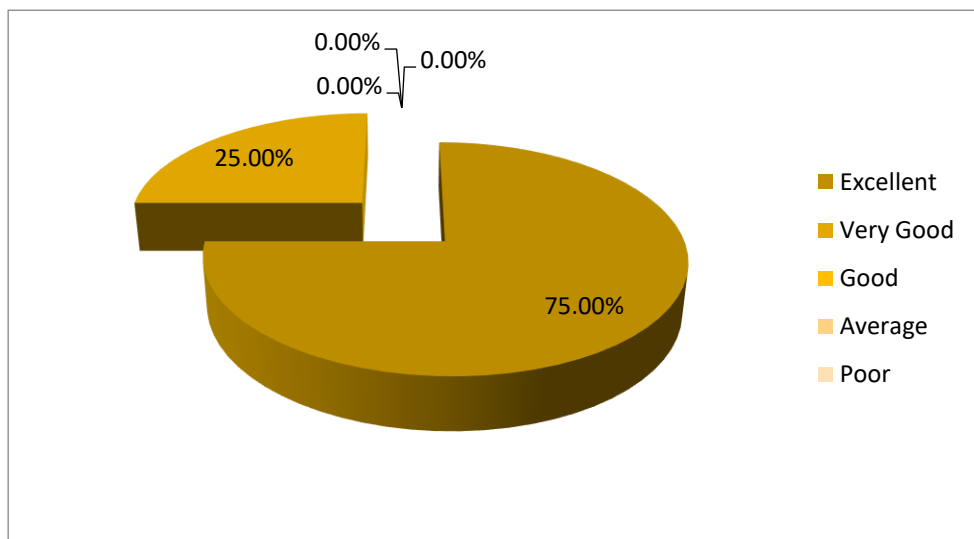
### 3) Weightage given to practical, field work component

Excellent	Very Good	Good	Average	Poor
100.00%	0.00%	0.00%	0.00%	0.00%
4	0	0	0	0



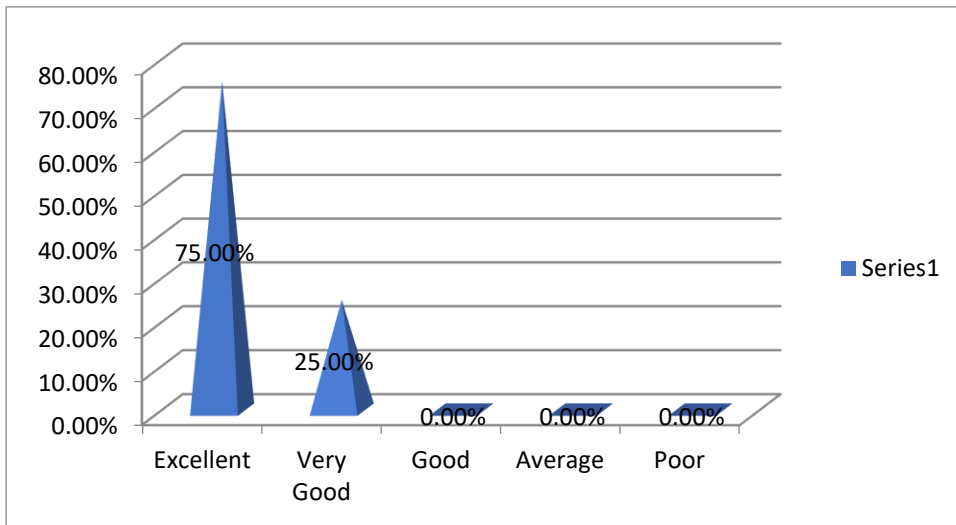
### 4) Depth of the course content

Excellent	Very Good	Good	Average	Poor
75.00%	25.00%	0.00%	0.00%	0.00%
3	1	0	0	0



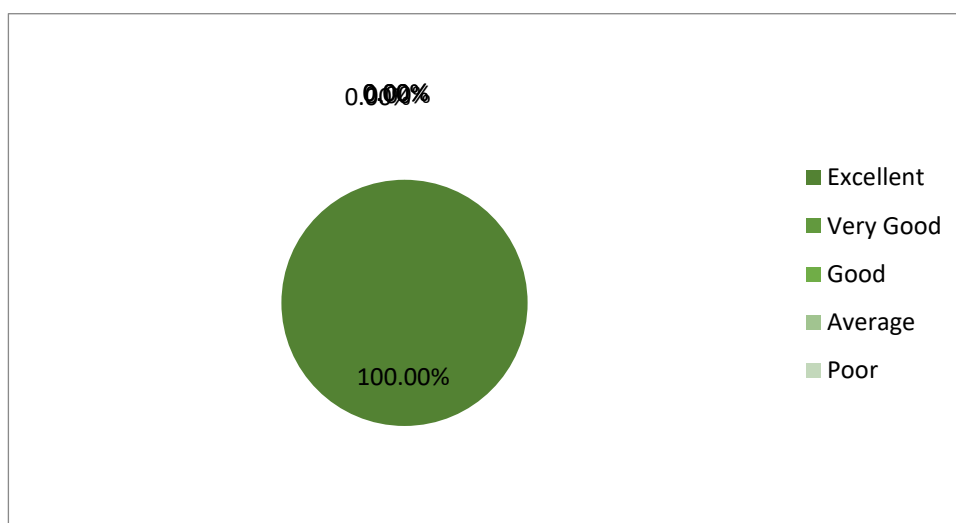
5) Curriculum proved useful at workplace

Excellent	Very Good	Good	Average	Poor
75.00%	25.00%	0.00%	0.00%	0.00%
3	1	0	0	0



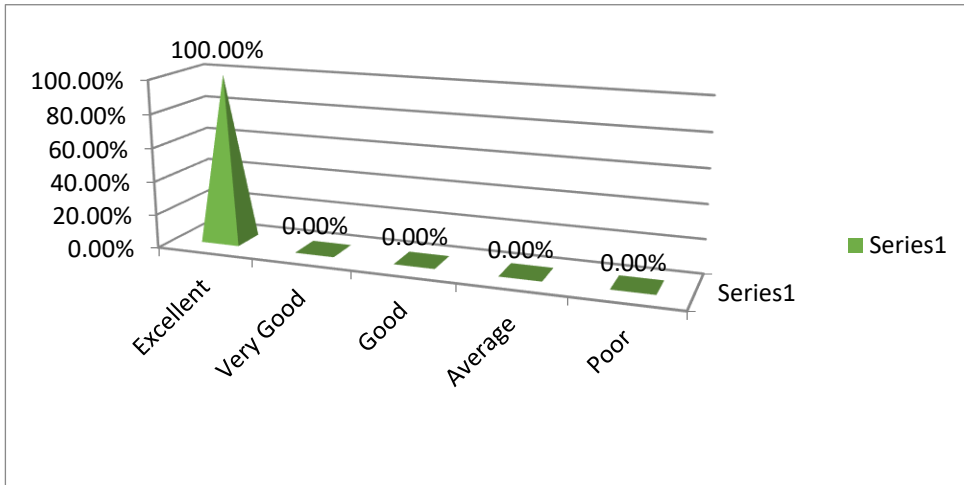
6) Incorporation of component about development of ability to manage/leadership qualities

Excellent	Very Good	Good	Average	Poor
100.00%	0.00%	0.00%	0.00%	0.00%
4	0	0	0	0



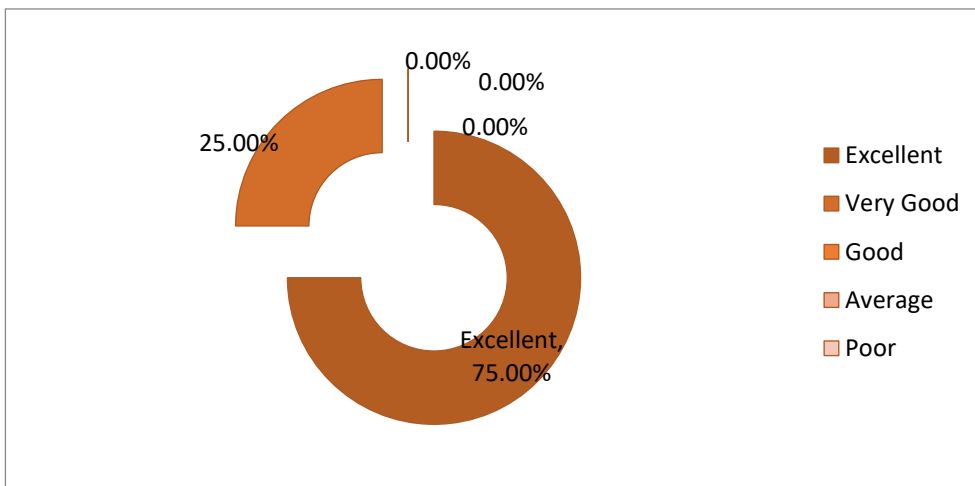
7) Weightage given to Learning values (in terms of knowledge, concepts, manual skills, analytical abilities and bro

Excellent	Very Good	Good	Average	Poor
100.00%	0.00%	0.00%	0.00%	0.00%
4	0	0	0	0



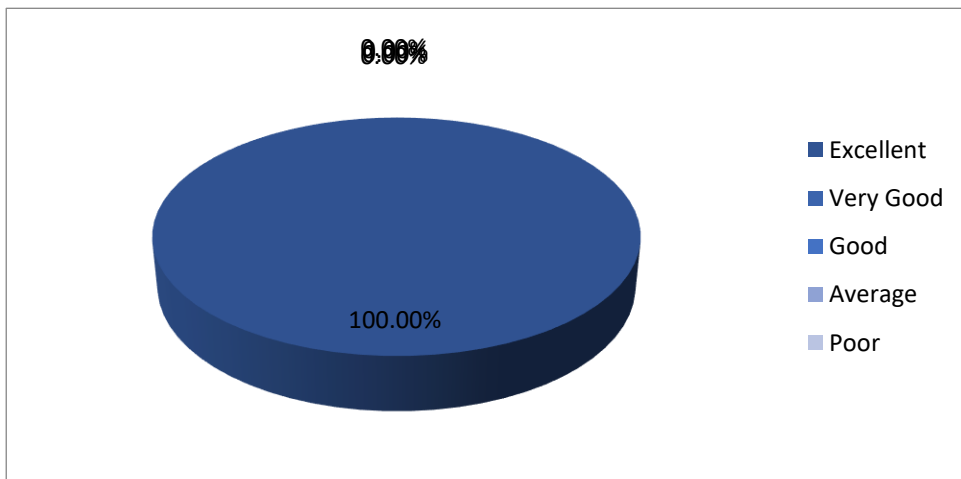
8) Quality, Clarity and relevance of textual reading/ Referencematerial / Study material

Excellent	Very Good	Good	Average	Poor
75.00%	25.00%	0.00%	0.00%	0.00%
3	1	0	0	0



9) Usage of Curriculum for development of human resource at your industry/workplace

Excellent	Very Good	Good	Average	Poor
100.00%	0.00%	0.00%	0.00%	0.00%
4	0	0	0	0



10) Overall rating

Excellent	Very Good	Good	Average	Poor
100.00%	0.00%	0.00%	0.00%	0.00%
4	0	0	0	0

